


12th EPNS CONGRESS Lyon • France • 2017

June 20-24, 2017
Cité Internationale

« Lifelong course
of diseases of the
child's nervous
system »



Lyon Cité Internationale



© Nicolas Robin - Ne pas jeter sur la voie publique

© Quentin Lafont

© Tristan Deschamps

© Marie Perrin

• EPNS CONGRESS COMMITTEES •

SFNP Executive Board

Sylvie NGUYEN, President, University Hospital of Lille
Stéphane AUVIN, General Secretary, University Denis Diderot (Paris VII)
Sylviane PEUDENIER, Treasurer, University Hospital of Brest

Chairs Local Organising Committee

Vincent DES PORTES, Chief of the Paediatric Neurology Department
Alexis ARZIMANOGLU, Chief of the Paediatric Clinical Epileptology, Sleep Disorders and Functional Neurology Department
Hôpital Femme Mère Enfant (HFME), University Hospitals of Lyon, France

EPNS Representative for France

Isabelle Desguerres, Necker-Enfants Malades, University of Paris V (René Descartes)

Local Scientific Committee

Epilepsy disorders

Alexis Arzimanoglou, University Hospitals of Lyon

Multiple Sclerosis & related CNS inflammatory diseases

Marc Tardieu, Le Kremlin-Bicêtre Hospital, University of Paris XI
Kumaran Deiva, Le Kremlin-Bicêtre Hospital, University of Paris XI

Neuromuscular pathologies

Isabelle Desguerres, Necker-Enfants Malades, University of Paris V (René Descartes)

Neurodevelopmental disorders

Vincent des Portes, University Hospitals of Lyon

Inherited metabolic diseases

Brigitte Chabrol, University Hospitals of Marseille

Local Organising Committee

Maryline Carneiro
Aurore Curie
Julitta De Bellescize
Patricia Franco
Anne Guignard-Perret
Julien Jung
Pascale Keo Kosal

Laurence Lion-Francois
Véronique Manel
Clara Milleret
Alexandra Montavont
Karine Ostrowsky-Coste
Eleni Panagiotakaki
Anne-Lise Poulat

Aude Raoux
Christelle Rougeot-Jung
Christophe Rousselle
Isabelle Sabatier
Dorothee Ville

• EPNS SCIENTIFIC BOARD MEMBERS •

Lieven Lagae, *President*
Nina Barisic (*Croatia*)
Banu Anlar (*Turkey*)
Peter Baxter (*UK*)
Günther Bernert (*Austria*)
Francisco Carratalá-Marco (*Spain*)
Coriene Catsman-Berrepoets (*The Netherlands*)
Dana Cristina Craiu (*Romania*)

Linda Joanna de Meirleir (*Belgium*)
Rob Forsyth (*UK*)
Isabelle Desguerres (*France*)
Florian Heinen (*Germany*)
Katalin Hollody (*Hungary*)
Jean-Pierre Lin (*UK*)
Alla Nechay (*Ukraine*)
Finbar O'Callaghan (*UK*)
Barbara Plecko (*Switzerland*)

Raili Riikonen (*Finland*)
Thomas Sejersen (*Sweden*)
Biayna Sukhudyen (*Armenia*)
Maja Steinlin (*Switzerland*)
Michael Albertus Adrianus Petrus Willemsen (*The Netherlands*)
Dimitrios Zafeiriou (*Greece*)
Sameer Zuberi (*UK*)

CONFERENCE ORGANISER & SECRETARIAT

ANT Congrès - 154 avenue de Lodève - 34070 Montpellier - France
Phone: +33 4 67 10 92 23 - Email: epns-sfnp@ant-congres.com

SUMMARY

- 4 Editorial
- 6 About EPNS
- 7 Programme at a glance
- 10 Tuesday June 20
- 11 Wednesday June 21
- 15 Thursday June 22
- 18 Friday June 23
- 23 Saturday June 24
- 24 Pre-congress Symposium
- 27 Posters
- 54 Industry symposia
- 59 Sponsors
- 61 Maps
- 63 What's new at EPNS 2017 ?
- 64 General information

Welcome ...



Welcome from the EPNS President

Dear Friends and Colleagues,

Welcome to Lyon for the 12th European Paediatric Neurology Society (EPNS) meeting!

The EPNS continues to play an important role in and beyond Europe by promoting training, clinical care and scientific research in the field of Paediatric Neurology, and this is achieved through the many activities of the Society, including its prestigious biennial congresses.

Prof Vincent Des Portes and Prof Alexis Arzimanoglou, together with the local organising team working with our EPNS scientific committee, have put together an innovative programme reflecting the multidisciplinary character of paediatric neurology. The main theme of the 2017 EPNS Congress is 'Lifelong course of diseases of the child's nervous system' and aspects of the programme will focus on the transition of children with diseases of the nervous system to adolescence/adulthood, and also the consequences of mothers with neurological disease in foetus and child neurological outcome. Early morning seminars, plenary sessions, parallel sessions, industry symposia, oral and poster presentations will cover all major sub-specialties within our challenging world of paediatric neurology. We also seek to evolve our programme with new features, for example we will host our 2nd European Paediatric Neurology Society International Satellite Symposium on Advances in Neuromodulation in children, and for the first time, we will be presenting the Aicardi Award during the opening ceremony on June 20 in recognition Prof Jean Aicardi who sadly passed away in 2015. As an additional highpoint of the scientific programme, the EPNS Board has organised the Academy in Paediatric Neurology and a session on Highlights in Paediatric Neurology on 24 June 2017.

I am sure the exciting scientific programme will whet your appetite for paediatric neurology, but perhaps more importantly joining us here in Lyon will give you the opportunity to meet people, make new friends and discuss clinical practice problems or new research collaborations.

The EPNS continues to grow from strength to strength. Our goal to educate and support scientific research is very visible in our training courses, our fellowship scheme, our visiting teacher initiative, our research meetings, our upcoming EPNS Cambridge master class and our biennial congresses, now here in Lyon! We are happy, that we can keep our membership fees affordable, with our Journal, the European Journal of Paediatric Neurology, still included in our membership fee. Over the last few years, we have seen our membership increase dramatically. Thank you for your continuous support and I would like to encourage all non-members to become a valued EPNS member! For more details, please visit our website at <http://www.epns.info/>, follow us on twitter: @EPNSnews or email info@epns.info.

With a programme that promises to fulfill your scientific needs, the opportunity to network with likeminded professionals in a setting offering beautiful scenery, history, nightlife and traditional cuisine, I am confident this meeting in Lyon will surpass all expectations!

Welcome!

Lieven Lagae
EPNS President



Dear friends and colleagues from Europe and elsewhere,

It is a great pleasure and honour to host the 12th EPNS congress at the Cité Internationale in Lyon, on June 20-24, 2017.

We warmly thank Pr Lieven Lagae, the EPNS Scientific board, and the executive board of the French Paediatric Neurology Society (SFNP) for their confidence.

As you know, many sessions will be dedicated to the long term outcome of pediatric neurological diseases, as well as consequences of maternal diseases on the fetus and child's development.

The outcome in adulthood of diseases of the child's nervous system is a compelling issue for child neurologists.

For each topic, developmental aspects (from foetus to adults) and effects of aging in elderly will be addressed. Current medical and social care management and new therapeutic approaches will be highlighted, including basic science and clinical guidelines. Experts from different fields will share their knowledge in epidemiology, clinical neurology and psychiatry, rehabilitation, education, social programmes, neuroscience, pharmacology, genetics, and geriatrics.

We extend a warm welcome to our adult neurologist colleagues who are involved in the follow-up of patients with neurological diseases revealed in childhood or even in infancy or the neonatal period. We certainly look forward to building tight interactions in order to define the best lifelong care management for our patients.

For those who registered, the networking dinner and visit at the Musée des Beaux Arts on Thursday June 22, will be a pleasant time for an unformal gathering. For others, we hope you get the opportunity to stroll through the Vieux Lyon, climb on one of the two hills Fourvière and Croix Rousse, or walk along the pretty Saône or proud Rhône rivers. Do not forget that Wednesday, June 21 is the Fête de la Musique (Music fest) and several concerts and happenings will be available throughout the city.

On behalf of the Local Organising Committee we are delighted to welcome you to Lyon,

Bienvenue à chacun d'entre vous!

Vincent des Portes
Chair

Alexis Arzimanoglou
Co-chair

... to EPNS congress

About EPNS



The **European Paediatric Neurology Society (EPNS)** is a society for physicians with a research or clinical interest in Paediatric Neurology. It is a thriving and growing society which continues to play an important role in and beyond Europe by promoting training, clinical care and scientific research in the field of Paediatric Neurology.

The EPNS Board is dedicated to developing paediatric neurology, give training and education to younger colleagues at the highest level and to start new scientific and vibrant collaborations. You are invited to explore the EPNS website <http://www.epns.info/> to learn more about the exciting events and initiatives which are currently on offer.

If you are not already a member, the EPNS would be delighted to welcome you! By becoming a member you join a rapidly growing group of like-minded active professionals who are committed to improving standards of care of all children with suspected neurological problems and to collaborating on training, continuing medical education and research. Membership is open to all paediatric neurologists and colleagues in related fields. It's easy to join - just select the 'Membership' tab on the EPNS website <http://www.epns.info/> and complete the on-line application form.

Some of the benefits enjoyed by EPNS members are:

European Journal of Paediatric Neurology

<http://www.journals.elsevier.com/european-journal-of-paediatric-neurology>

- Respected Journal of the Society, published six times a year
- Members are given electronic access
- Printed available as well, depending on the fee paid.

Training Courses

- High-quality subsidised courses open to members only
- Successfully established 3 year rolling training programme of courses
 - * The venue for 2018-2020: Alicante
 - * Next training Course: 8-11 May 2018, Alicante
- Interactive EPNS Teaching Course 2017 'Child Neurology In Infancy'
 - * 18-20 October 2017, Kazakhstan.

EPNS Masterclass

- Next Masterclass: 14-16 September 2017, University of Cambridge.

Research Meetings

- Held biennially, alternate year to the Congress
- Next Research Meeting: 26-28 October 2018, Alicante.

EPNS Congresses

- Held biennially
- Substantially discounted member only delegate rates
- Next EPNS Congress: 18-21 September 2019, Athens.

Membership Subscriptions

- Excellent value
- Discounts available for trainees
- Discounts available for members from World Bank Class 1,2,3 nations.

EPNS Fellowships

- Scheme on offer to members only.

EPNS Visiting Teacher Initiative

Networking with other Paediatric Neurologists

Any queries whatsoever, please do not hesitate to email info@epns.info

Programme at a glance

Monday June 19 / Tuesday June 20

- Rhône 3 (Level 1) -

08:00 - 19:00	PRE-CONGRESS 2 nd European Paediatric Neurology Society International Satellite Symposium on advances in neuromodulation in children: Neuronal networks, neurophysiology and neuroplasticity
---------------	----------------------------------------------------------------------------------------------------------------------------------------------------------------------------------------------------------------------

Tuesday June 20

- Auditorium Lumière (Level -0.5) -

16:00	Registration opens
19:00 - 19:30	Opening ceremony
19:30 - 20:30	Aicardi award lecture
- Exhibit Hall (Level -1) -	
20:30 - 22:30	Welcome reception «Cuisine lyonnaise»

Wednesday June 21

- Auditorium Lumière (Level -0.5) -

- Forum 1 (Level -1) -

- Auditorium Pasteur (Level 1) -

- Salon Pasteur (Level 1) -

INTERACTIVE EARLY MORNING TEACHING SEMINARS

08:00 - 08:45	Clinical expression of movement disorders & Epileptic seizures: Same neuronal networks?	Migraine as a life-span disorder	Screening for metabolic disorders in a child neurology department	Neonatal EEG: Guidelines revised
08:45 - 10:00	PLENARY SESSION 1 From parents to the child: risks and outcome in children Maternal pathologies			
10:00 - 10:30	Coffee Break, visit of the industry exhibition and poster viewing (P1-1 to P1-163)			- Exhibit Hall -
PARALLEL SESSIONS				
10:30 - 12:15	Epilepsy - I	Inherited metabolic diseases - I	CNS Inflammatory diseases - I	Foetal and Neonatal neurology - I
12:15 - 13:30	INDUSTRY SYMPOSIA			
13:30 - 14:30	Lunch, visit of the industry exhibition and poster viewing (P1-1 to P1-163)			- Exhibit Hall -
14:30 - 16:00	PLENARY SESSION 2 From parents to the child: risks and outcome in children Toxic exposure			
16:00 - 16:30	Coffee Break, visit of the industry exhibition and poster viewing (P1-1 to P1-163)			- Exhibit Hall -
PARALLEL SESSIONS				
16:30 - 18:15	Epilepsy - II	Inherited metabolic diseases - II	Neuromuscular pathologies - I	Neurodevelopment - I



Programme at a glance

Thursday June 22				
	- Auditorium Lumière (Level -0,5) -	- Forum 1 (Level -1) -	- Auditorium Pasteur (Level 1) -	- Salon Pasteur (Level 1) -
INTERACTIVE EARLY MORNING TEACHING SEMINARS				
08:00 - 08:45	Genetics Techniques: What you think your neighbour knows in the field of genetics?	Treating anxiety and/or depression in children	Semiology of movement disorders: Comparing children & adult patients	Diagnosing and treating Narcolepsy in Children
08:45 - 10:00	PLENARY SESSION 3 From parents to the child: risks and outcome in children Genetics and environment			
10:00 - 10:30	☕ <i>Coffee Break, visit of the industry exhibition and poster viewing (P2-1 to P2-161)</i>			- Exhibit Hall -
PARALLEL SESSIONS				
10:30 - 12:15	Epilepsy - III	CNS Inflammatory diseases - II	Neuromuscular pathologies - II	Foetal and neonatal neurology - II
12:15 - 13:30	INDUSTRY SYMPOSIA			
13:30 - 14:30	📺 <i>Lunch, visit of the industry exhibition and poster viewing (P2-1 to P2-161)</i>			- Exhibit Hall -
14:30 - 16:00	PLENARY SESSION 4 From childhood to adulthood: What did we learn from large cohort studies?			
16:00 - 16:30	☕ <i>Coffee Break, visit of the industry exhibition and poster viewing (P2-1 to P2-161)</i>			- Exhibit Hall -
16:30 - 18:45	<i>Networking time</i>			
SOCIAL PROGRAMME FOR PRE-REGISTERED ATTENDEES ONLY				
18:45	<i>Visit of the Musée des Beaux-Arts</i>			
20:00	<i>Welcome cocktail followed by dinner</i>			



Programme at a glance

Friday June 23				
	- Auditorium Lumière (Level -0,5) -	- Forum 1 (Level -1) -	- Auditorium Pasteur (Level 1) -	- Salon Pasteur (Level 1) -
07:30 - 08:30	INDUSTRY BREAKFAST SYMPOSIA			
	INTERACTIVE EARLY MORNING TEACHING SEMINARS			
07:45 - 08:30	Genetic screening for epileptic encephalopathies in 2017	What to ask and how to read the MRI of a child with focal epilepsy?		
	PARALLEL SESSIONS			
08:30 - 10:00	Epilepsy - IV	CNS Inflammatory diseases - III	Vascular Disorders - I	Neurodevelopment - II
10:00 - 10:30	☕ Coffee Break, visit of the industry exhibition and poster viewing (P3-1 to P3-163)			- Exhibit Hall -
	PARALLEL SESSIONS			
10:30 - 12:15	Epilepsy - V	NeuroGenetics	Neurorehabilitation	Neurodevelopment - III
12:15 - 13:30	INDUSTRY SYMPOSIA			
13:30 - 14:30	🍽️ Lunch, visit of the industry exhibition and poster viewing (P3-1 to P3-163)			- Exhibit Hall -
14:30 - 16:00	PLENARY SESSION 5 From parents to the child: risks and outcome in children Evolution of treatment concepts and therapeutic novelties			
16:00 - 16:30	☕ Coffee Break, visit of the industry exhibition and poster viewing (P3-1 to P3-163)			- Exhibit Hall -
	PARALLEL SESSIONS			
16:30 - 18:15	Movement disorders	Inherited Metabolic diseases III	Vascular disorders - II	Epilepsy - VI

Saturday June 24	
	- Auditorium Lumière (Level -0,5) -
08:30 - 09:00	EPNS General Assembly
09:00 - 11:00	EPNS ACADEMY: Infectious diseases
11:00 - 12:30	Highlights in Paediatrics Neurology
12:30 - 13:30	CLOSING CEREMONY - EPNS SCIENTIFIC COMMITTEE



08:00 - 18:30

Monday June 19 and Tuesday June 20

- Rhône 3 (Level 1) -

Pre-congress NEUROMODULATION SYMPOSIUM

2nd European Paediatric Neurology Society International Satellite Symposium

on Advances in Neuromodulation in children: Neuronal Networks, Neurophysiology and Neuroplasticity

Full programme pages 24-26

• SCIENTIFIC PROGRAMME •

Tuesday June 20

16:00

EPNS 2017 REGISTRATION OPENING

19:00 - 19:30

OPENING CEREMONY



- Auditorium Lumière (Level -0,5) -
- Live feed in Forum 1 -

Welcome from the EPNS president

Lieven Lagae (Belgium)

Welcome from the SFNP local organising committee

Vincent des Portes (France)

Welcome address from University Claude-Bernard Lyon 1

Pr Pierre Cochat

Head of the Paediatric Nephrology Department (HCL) and Vice president of the University Claude Bernard Lyon 1

Welcome address from University Hospitals of Lyon

Pr Olivier Claris

Head of the HFME Neonatology Department and President of the Medical Commission of the University Hospitals of Lyon

19:30 - 20:30

AICARDI AWARD LECTURE

Chair: Lieven Lagae (Belgium)

«The AICARDI Award is created by the EPNS and the Mac Keith Press edition in memory of one of the founders of Paediatric Neurology»

The EPNS Board is delighted to announce that Professor Alexis Arzimanoglou from the University Hospitals of Lyon, France has been selected as the recipient of the first EPNS Aicardi Award.

The EPNS was deeply saddened about the passing of Professor Jean Aicardi in 2015. In recognition of our honorary EPNS member we have introduced the Aicardi Award.

The award is given to Professor Arzimanoglou in appreciation of his exemplary contribution to the field of Paediatric Neurology.



J. Aicardi (1926-2015)



A. Arzimanoglou

Lecture: New onset focal epilepsy – the time to act is now!

Alexis Arzimanoglou (France)

Mac Keith Press

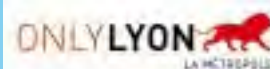


20:30 - 22:30

WELCOME RECEPTION «CUISINE LYONNAISE»

Co-hosted with the Métropole de Lyon

In the Exhibition Hall



• SCIENTIFIC PROGRAMME •

Wednesday June 21

INTERACTIVE EARLY MORNING TEACHING SEMINARS				
08:00 - 08:45	Clinical expression of movement disorders & Epileptic seizures: Same neuronal networks? Philippe Kahane (France) - Auditorium Lumière (Level -0.5) -	Migraine as a life-span disorder Florian Heinen (Germany) - Forum 1 (Level -1) -	Screening for metabolic disorders in a child neurology department Jaume Campistol (Spain), Linda de Meirleir (Belgium) - Auditorium Pasteur (Level 1) -	Neonatal EEG: Guidelines revised Ronit Pressler (United Kingdom), Sylvie Nguyen (France) - Salon Pasteur (Level 1) -
08:45 - 10:00	PLENARY SESSION 1 From parents to the child: risks and outcome in children Maternal pathologies Chairs: G. Bernert, K. Deiva			- Auditorium Lumière (Level -0.5) - - Live feed in Forum 1 -
08:45 - 09:10	Pregnancy in multiple sclerosis: what are the consequences for the child? Sandra Vukusic (France)			
09:10 - 09:35	Metabolic Disorders: Diagnostic and management practices for phenylketonuria in Europe Francjan J van Spronsen (The Netherlands)			
09:35 - 10:00	Muscle disorders: the example of myotonic dystrophy Guillaume Bassez (France)			
10:00 - 10:30	 Coffee Break, visit of the industry exhibition and poster viewing (P1-1 to P1-163)			- Exhibit Hall -
10:30 - 12:15 PARALLEL SESSIONS				
	Inherited metabolic diseases - I - Forum 1 (Level -1) -	Epilepsy - I - Auditorium Lumière (Level -0.5) -	CNS Inflammatory diseases - I - Auditorium Pasteur (Level 1) -	Foetal and Neonatal neurology - I - Salon Pasteur (Level 1) -
	Inherited metabolic diseases - I Chairs: B. Chabrol, D. Zafeiriou			- Forum 1 (Level -1) -
10:30 - 10:55	PS 1: Synaptic metabolism: a new approach to neurometabolic diseases Angels Garcia-Cazorla (Spain)			
10:55 - 12:15	OC1 Cerebrospinal fluid neurofilament light protein as a diagnostic and prognostic biomarker in mitochondrial diseases with CNS involvement K. Sofou, P. Shahim, M. Tulinius, K. Blennow, H. Zetterberg, N. Mattsson, N. Darin, <i>Sweden</i>			
	OC2 Confirmation of mutations in the prosc gene as a novel cause of vitamin B6 dependent epilepsy B. Plecko, M. Zweier, A. Begeman, D. Mathis, B. Schmitt, P. Striano, M. Baethmann, M. Stella Vari, F. Beccaria, F. Zara, L. M. Crowther, P. Joset, H. Sticht, M. S. Papuc, A. Rauch, <i>Switzerland</i>			
	OC3 Effects of miglustat therapy on neurological disorder and survival in early-infantile Niemann-Pick disease type C: a national French retrospective study C. Freithuber, B. Dahmani, A. Brassier, P. Broue, C. Cances, B. Chabrol, D. Eyer, F. Labarthe, P. Latour, T. Levade, S. Pichard, C. Sevin, M. T. Vanier, B. Héron, <i>France</i>			
	OC4 Lifelong course of Zellweger spectrum disorders: a cohort study F. C.C. Klouwer, K. Berendse, M. Engelen, F. M. Vaz, S. Ferdinandusse, H. R. Waterham, R. J.A. Wanders, B. Tien Poll-The, <i>The Netherlands</i>			
	OC5 Quantitative Assessment of the Evolution of Cerebellar Syndrome in Children with phosphomannomutase deficiency (PMM2-CDG) N. L. Serrano, D. Cuadras, V. de Diego, A. F. Martínez-Monseny, R. Velázquez-Fragua, L. López, A. Felipe, M.C. Miranda, F. Carratala, M. L. Couce, L. G. Gutierrez-Solana, A. Macaya, J. Muchart, R. Montero, R. Artuch, C. Pérez-Cerdá, B. Pérez, D. Itzep, B. Pérez-Dueñas, M. Serrano, <i>Spain</i>			
	OC6 Vitamin B12 Deficiency in Infants Secondary to Maternal Deficiency: a Case Series of Seven Infants A. Fadilah, R. Musson, M.T. Ong, A.V. Desurkar, S.R. Mordekar, <i>United Kingdom</i>			
	Epilepsy - I Chairs: V. San Antonio, C. Korff			- Auditorium Lumière (Level -0.5) -
10:30 - 10:55	PS 2: Psychiatric comorbidities in children with epilepsy: do they differ from adults? Lieven Lagae (Belgium)			
10:55 - 12:15	OC7 Neuropsychiatric disorders and psychopathology of children and adolescents with Tuberous Sclerosis I. Toldo, V. Brasson, M. Miscioscia, S. Bugin, R. Manara, M. Nosadini, M. Vecchi, S. Sartori, M. Gatta, <i>Italy</i>			
	OC8 Prospective neuropsychiatric follow up in TSC infants from diagnosis to 12 months L. Ouss, D. Breuillard, N. Chemaly, N. Bahi Buisson, M. Hully, I. Desguerre, R. Nabbout, <i>France</i>			
	OC9 Quality of life in patients with Tuberous Sclerosis Complex (TSC) S.Amin, A.A.Mallick, A.Lux, F.O'Callaghan, <i>United Kingdom</i>			

WELCOME
 Tuesday June 20
 Wednesday June 21
 Thursday June 22
 Friday June 23
 Saturday June 24
 Pre-congress Symposium
 Posters
 Industry Symposia
 General Information

SCIENTIFIC PROGRAMME

Wednesday June 21

OC10 Child and parent-reported quality of life trajectories in children with epilepsy: a prospective cohort study
G. M Ronen, M. Ferro, L. Avery, *Canada*

OC11 Epilepsy and neonatal arterial ischemic stroke: a French national cohort
C. Milleret, MA. NGuyen, T. Debillon, L. Pothrat, S. Chabrier, *France*

OC12 The outcome of a quality improvement project involving parents in the design of an early adolescent transitional clinic in Ireland
S.Crowley, S.Byrne, S.McNulty, K.Keating, T.Nestor, Y.Owen, D.O'Rourke, B.Lynch, A.Shahwan, M.D.King, *Ireland*

CNS Inflammatory diseases - I
Chairs: K. Hollody, R. Marignier

- Auditorium Pasteur (Level 1) -

10:30 - 10:55

PS 3: Origins and persistence of CNS autoimmunity: Nature, nurture and tumour
Ming Lim (UK)

10:55 - 12:15

OC13 Endocrinopathies in paediatric-onset Aquaporin 4 (AQP4) antibody neuromyelitis optica spectrum disorder
Y. Hachoen, S. Messina, H-W. Gan, S. Wright, S. Chandratte, M. I. Leite, P. Fallon, A. Vincent, O. Ciccarelli, E. Wassmer, M. Lim, J. Palace, C. Hemingway, *United Kingdom*

OC14 Long-term outcomes of NMDAR-Ab encephalitis in U.K. cases
SK Wright, Y Hachoen, E Konstantoulaki, A Almojan, A Vincent, C Hemingway, M Lim, E Wassmer, *United Kingdom*

OC15 Anti-tumor necrosis factor alpha therapy, Adalimumab, in Rasmussen's encephalitis
N. Villeneuve, S. Lagarde, A. Lepine, V. Laguitton, C. Bulteau, A. Roubertie, MA. Barthez, V. Trommsdorff, J. Lefranc, V. Des Portes, P. Quartier, S. Wehbi, A. McGonigal, F. Bartolomei, M. Milh, *France*

OC16 The role of altered NMDA receptors expression in the epilepsy related to Tuberos Sclerosis Complex
S. Gataullina, N. Lozovaya, N. Burnashev, G. Huberfeld, O. Dulac, *France*

OC17 The natural course of pediatric clinically isolated syndrome
N. Bizjak, D. Osredkar, M. Perkovic Benedik, *Slovenia*

Foetal and Neonatal neurology - I
Chairs: B. Sukhudyen, L. Vallée

- Salon Pasteur (Level 1) -

10:30 - 12:15

OC18 Phenotype of c.92G >C (p.G31A) mutation in the EXOSC3 gene - 14 new cases and comparison with other causes of pontocerebellar hypoplasia type 1
I. Ivanov, A. Jordanova, I. Litvinenko, L. Angelova, H. Mumdjiev, I. Pacheva, M. Panova, R. Yordanova, D. Atkinson, V. Belovejdov, S. Andonova, M. Bosheva, T. Shmilev, A. Savov, *Bulgaria*

OC19 Whole exome sequencing in non progressive congenital ataxia consanguineous families: 3 genes lumping with early infantile epileptic encephalopathies
S. Valence, C. Garel, S. Chantot Bastaraud, A. Afenjar, M.A. Barthez, N. Bednarek, C. Goizet, D. Lacombe, M. Milh, M.L. Moutard, S. Robin, A. Roubertie, C. Rougeot, P. Sarda, A. Toutain, L. Villard, D. Ville, T. Billette De Villemeur, D. Rodriguez, L. Burglen, *France*

OC20 The burden of inflammatory stress and antibiotic treatment in preterm neonates and neuro-developmental outcome
K. Politi, M. Gelbart, T. Steinberg, G. Klingler, *Israel*

OC21 Typical cerebellar allometry is disturbed in Fetal Alcohol Spectrum Disorders: toward new MRI neuroanatomic markers
P. Garzon, C. Fischer, J. Lefèvre, A. Beggiato, C. Pinabiaux, D. Sitbon, M. Noulhiane, R. Toro, O. Boespflug-Tanguy, R. Delorme, M. Elmaleh-Bergès, L. Hertz-Pannier, D. Germanaud, *France*

OC22 Developmental Movement Patterns Resemble Movement Disorder Features in Healthy Babies and Toddlers
M.J. Kuiper, R. Brandsma, R.J. Luning, H. Eggink, H. Burger, H.J. ter Horst, A.F. Bos, D.A. Sival, *The Netherlands*

OC23 Hypoxia-inducible transcription factors (HIF)-dependent growth factors protect the developing mouse brain against acute hypoxic injury
R. Trollmann, G. Boie, H.G. Dörr, S. Jung, *Germany*

OC24 Ethylmalonic encephalopathy: a metabolic disorder masquerading as cerebral palsy
V.S. Kakaulina, I.V. Kanivec, E.L. Dadali, *Russia*

12:15 - 13:30

INDUSTRY SYMPOSIA

SHIRE
p.54

BIOGEN
p. 54

PTC
p. 54

SANOFI-GENZYME
p. 55

- Auditorium Lumière (Level -0.5) -

- Forum 1 (Level -1) -

- Auditorium Pasteur (Level 1) -

- Salon Pasteur (Level 1) -

13:30 - 14:30



Lunch, visit of the industry exhibition and poster viewing (P1-1 to P1-163)

- Exhibit Hall -

SCIENTIFIC PROGRAMME

Wednesday June 21

14:30 - 16:00 **PLENARY SESSION 2**
 From parents to the child: risks and outcome in children
Toxic exposure
 Chairs: M-L. Moutard, S. Rheims

- Auditorium Lumière (Level -0.5) -
 - Live feed in Forum 1 -

14:30 - 15:00 **Maternal epilepsy and effect of the AEDs on the child's neurological development**
 Torbjörn Tomson (Sweden)

15:00 - 15:30 **Psychiatric disorders and the child's neurological development**
 Fabrice Rivollier (France)

15:30 - 16:00 **Environmental toxics and birth defects**
 Mirjam Landgraf (Germany)

16:00 - 16:30  **Coffee Break, visit of the industry exhibition and poster viewing (P1-1 to P1-163)** - Exhibit Hall -

16:30 - 18:15 PARALLEL SESSIONS

Neuromuscular pathologies - I	Epilepsy - II	Inherited metabolic diseases - II	Neurodevelopment - I
- Auditorium Pasteur (Level 1) -	- Auditorium Lumière (Level -0.5) -	- Forum 1 (Level -1) -	- Salon Pasteur (Level 1) -

Neuromuscular pathologies - I
 Chairs: F. Rivier, T. Sejersen - Auditorium Pasteur (Level 1) -

16:30 - 16:55 **PS 4: Spinal Muscular Atrophy**
 Isabelle Desguerre (France)

16:55 - 18:15 **OC25** Phenotype variability in patients with infantile spinal muscular atrophy: distal muscle weakness and peripheral neuropathy in compound heterozygotes with SMN1 gene deletions
 N. Barisic, P. Grdjan, I. Lehman, J. Sertic, Lj. Cvitanovic-Sojat, A. Jakovcovic, S. Rudnik-Schöneborn, Croatia

OC26 AVXS-101 Phase 1 Gene Therapy Clinical Trial in SMA Type 1: Event Free Survival and Achievement of Developmental Milestones
 J. R. Mendell, S. Al-Zaidy, R. Shell, W. D. Arnold, L. Rodino-Klapac, T. W. Prior, L. Lowes, L. Alfano, K. Berry, K. Church, J. T. Kissel, S. Nagendran, J. L'Italien, D. M. Sproule, J. Cardenas, A. H.M. Burghes, K.D. Foust, K. Meyer, S. Likhite, K. Kaspar, USA

OC27 AVXS-101 Phase 1 Gene Therapy Clinical Trial in SMA Type 1: Interim Data Demonstrates Improvements in Supportive Care Use
 R. Shell, S. Al-Zaidy, W. D. Arnold, L. Rodino-Klapac, T. W. Prior, L. Lowes, L. Alfano, K. Berry, K. Church, J. T. Kissel, S. Nagendran, J. L'Italien, D. M. Sproule, A. H.M. Burghes, K.D. Foust, K. Meyer, S. Likhite, B. K. Kaspar, J. R. Mendell, USA

OC28 Efficacy and safety of nusinersen in infants with presymptomatic spinal muscular atrophy (SMA): interim results from the NURTURE study
 E. Bertini, W-L Hwu, S.P. Reyna, W. Farwell, S. Gheuens, P. Sun, Z.J. Zhong, D.C. De Vivo, Italy

OC29 Efficacy and safety of nusinersen in infants with spinal muscular atrophy (SMA): Final results from the phase 3 ENDEAR study
 R. Finkel, N. Kuntz, E. Mercuri, C.A. Chiriboga, B. Darras, H. Topaloglu, J. Montes, J. Su, Z.J. Zhong, S. Gheuens, C.F. Bennett, E. Schneider, W. Farwell, USA

OC30 Interim analysis of the phase 3 CHERISH study evaluating nusinersen in patients with later-onset spinal muscular atrophy (SMA): primary and descriptive secondary endpoints
 E. Mercuri, R. Finkel, J. Kirschner, C.A. Chiriboga, N. Kuntz, B. Darras, P.B. Shieh, K. Saito, D.C. De Vivo, E.S. Mazzone, J. Montes, Q. Yang, Z.J. Zhong, S. Gheuens, C.F. Bennett, E. Schneider, W. Farwell, Italy

Epilepsy - II
 Chairs: K. Braun, K. Ostrowsky-Coste - Auditorium Lumière (Level -0.5) -

16:30 - 16:55 **PS 5: Should we wait for children to become adults?**
 Helen Cross (UK)

16:55 - 18:15 **OC31** Endoscopic robot-guided disconnection of Hypothalamic Hamartomas: results in 18 cases and review of the literature
 L. de Palma, A. De Benedictis, N. Pietrafusa, S. Cappelletti, I. Tondo, L. Figa-Talamanca, B. Barnardi, D. Longo, C. Rossi-Espagnet, C. Efisio Marras, F. Vigevano, N. Specchio, Italy

OC32 Stereo electroencephalography-guided radiofrequency thermocoagulation in drug-resistant focal epilepsy: a new pediatric technique to guide the surgery
 M. Chipaux, S. Ferrand-Sorbets, M. Fohlen, N. Dorison, D. Taussig, G. Dorfmueller, France

OC33 Stereo-electroencephalography (SEEG) in children younger than 6 years: characterisation and outcome
 S. Ferrand-Sorbets, D. Taussig, M. Chipaux, M. Fohlen, N. Dorison, C. Bulteau, O. Delalande, G. Dorfmueller, France

OC34 Epilepsy surgery in patients with genetic refractory epilepsy: A systematic review
 R. Stevelink, M. W.C.B. Sanders, M. Tuinman, Bobby P.C. Koeleman, E. H. Brilstra, Floor E. Jansen, Kees P.J. Braun, The Netherlands

OC35 Trends in paediatric epilepsy surgery 2000-2016
 A. Bělohávková, P. Ježdík, M. Kudr, A. Jahodová, A. Maulisová, V. Komárek, P. Libý, Michal Tichý, P. Kršek, Czech Republic

WELCOME
 Tuesday June 20
 Wednesday June 21
 Thursday June 22
 Friday June 23
 Saturday June 24
 Pre-congress Symposium
 Posters
 Industry Symposia
 General Information

SCIENTIFIC PROGRAMME

Wednesday June 21

OC36 Efficacy of the ketogenic diet in children and adolescents with refractory epilepsy in a tertiary hospital
D. Itzep, F. López, H. Baide, L. Guio, A. Ramírez, J. Aparicio, J. Campistol, A. Arzimanoglou, V. San Antonio, *Spain*

OC37 Efficacy of ketogenic diet in resistant myoclonic-astatic epilepsy: a french multicenter retrospective study
A. de Saint-Martin, E. Stenger, M. Schaeffer, C. Cances, J.Motte, S. Auvin, D. Ville, H. Maurey, R. Nabbout, *France*

Inherited metabolic diseases - II

Chairs: O. Boespflug-Tanguy, M. Steinlin

- Forum 1 (Level-1) -

16:30 - 16:55

PS 6: Cell replacement therapies for paediatric leukoencephalopathic disorders

Vivi Heine (The Netherlands)

16:55 - 18:15

OC38 Haematopoietic stem cell transplantation in juvenile metachromatic leukodystrophy – what does the early course tell about long term outcome?

J. Beschle, S. Groeschel, C. Kehrer, de, M. Strölin, C. Raabe, U. Bayha, A. Bevon, M. Döring, A. Grimm, B. Bender, I. Krägeloh-Mann, *Germany*

OC39 Rare cases of impaired leucine metabolism

S. Dobner, P. Benke, A.Szöcs, Gy. Várallyay, P. Zsidegh, Z. Liptai, *Hungary*

OC40 Update on safety and efficacy of lentiviral hematopoietic stem cell gene therapy (HSC-GT) for metachromatic leukodystrophy (MLD)

F. Fumagalli, V. Calbi, A. Zambon, F. Ciotti, L. Lorioli, M. Sessa, M. Sarzana, S. Canale, G. Antonioli, S. Medagliani, U. Del Carro, A. Quattrini, C. Baldoli, S. Martino, C. Di Serio, F. Ciceri, L. Naldini, M.G. Natali Sora, A. Biffi, A. Aiuti, *Italy*

OC41 Development of treatment for Pelizaeus-Merzbacher disease: drug-repositioning approach targeting a novel cellular pathology

K. Inoue, H. Li, Y. Numata, H. Saya, Y. Goto, *Japan*

OC42 Osteogenic transdifferentiation as ideal in vivo model for inherited hypomyelination with Spondylometaphyseal Dysplasia (H-SMD)

F. Cayami, N. Miyake, D. Micha, J. Crawford, A. Conant, Z. Kingsbury, A. Bley, A. Hahn, D. Sival, S. Kimura-Ohba, A. Superti-Furga, K. W Gripp, D. Bulas, R. J Taft, K. Ozono, N. Matsumoto, B. A. Neubauer, C. Simons, A. Vanderver, N. I. Wolf, *The Netherlands*

OC43 Intracerebroventricular cerliponase alfa for children with CLN2 disease: interim results from an ongoing Phase 2 extension study

A. Schulz, N. Specchio, P. Gissen, E. de los Reyes, H. Cahan, P. Siasor, T. Ajayi, D. Jacoby, *Germany*

Neurodevelopment - I

Chairs: F. Heinen, L. Lion-François

- Salon Pasteur (Level 1) -

16:30 - 18:15

OC44 Course of Tourette syndrome and comorbidities in a large prospective clinical study

C. Groth, N.M. Debes, C.U. Rask, T. Lange, L. Skov, *Denmark*

OC45 Cognitive disorders in patients with CACNA1A mutations

A. Roubertie, V. Humbertclaude, F. Riant, V. Zimmermann, B. Krams, N. Nagot, D. Doummar, E. Nogue, E. Tournier-Lasserre, CACNA1A-French Consortium, *France*

OC46 International study of the natural history, associated comorbidities and treatment of CDKL5-disorder

S. Amin, A.A. Mallick, J.Patel, A.Lux, A.Majumdar, C-A.Partridge, *United Kingdom*

OC47 Prospective serial neuropsychological study in infants with Tuberous Sclerosis Complex (TSC): first analysis from the EPISTOP Project

A. Benvenuto, R. Moavero, F. Graziola, M. Siracusano, L. Emberti Gialloreti, E. Aronica, A.Jansen, FE. Jansen, S. Jozwiak, K. Kotulska-Jozwiak, D. Kwiatkowski, L. Lagae, P. Curatolo, *Italy*

OC48 Acute regression in young people with Down Syndrome

C. Cieuta-Walti, C. Mircher, A-S. Rebillat, I. Marey, L. Cretu, E. Milenko, M. Conte, J. Toulas, H. Walti, A. Ravel, *France*

OC49 Epilepsy and its treatment in Nicolaides-Baraitser syndrome


B. Hofmeister, C. von Stülpnagel, C. Betzler, E. Haberlandt, S. Schilling, P. Weber, S. Berweck, G. Kluger, M. Ludwig, *Germany*

OC50 Gender influence in early milestones-related psychomotor profiles and long-term neurodevelopmental pitfalls in preterm infants

F. Cucinotta, E. Pironti, A. Alibrandi, A. Gagliano, G. Di Rosa, *Italy*

SCIENTIFIC PROGRAMME

Thursday June 22

INTERACTIVE EARLY MORNING TEACHING SEMINARS			
08:00 - 08:45	Genetics Techniques: What you think your neighbour knows in the field of genetics? Mathieu Milh (France), Damien Sanlaville (France) - Auditorium Lumière (Level -0.5) -	Treating anxiety and/or depression in children Pierre Fournere (Lyon) - Forum 1 (Level -1) -	Semiology of movement disorders: Comparing children & adult patients Dianne Doummar, Marie Vidailhet (France) - Auditorium Pasteur (Level 1) -
08:45 - 10:00	PLENARY SESSION 3 From parents to the child: risks and outcome in children Genetics and environment Chairs: P. Edery, M-C Nassogne - Auditorium Lumière (Level -0.5) - - Live feed in Forum 1 -		
08:45 - 09:10	Outcome of children born by medically assisted procreation Maryse Bonduelle (Belgium)		
09:10 - 09:35	Genetic disorders mimicking viral infection Yannick Crow (France/United Kingdom)		
09:35 - 10:00	Acute Flaccid Paralysis due to Enterovirus D68- European Collaboration Jay Shetty (United Kingdom)		
10:00 - 10:30	 Coffee Break, visit of the industry exhibition and poster viewing (P2-1 to P2-161) - Exhibit Hall -		
PARALLEL SESSIONS			
	Foetal and neonatal neurology - II - Salon Pasteur (Level 1) -	Epilepsy - III - Auditorium Lumière (Level -0.5) -	CNS Inflammatory diseases - II - Forum 1 (Level -1) -
	Foetal and neonatal neurology - II Chairs: R. Riikonen, P. Van Bogaert - Salon Pasteur (Level 1) -		
10:30 - 10:55	PS 7: Neuroimaging findings as an outcome predictor Linda de Vries (The Netherlands)		
10:55 - 12:15	OC51 A new cobblestone malformation complex disorder: Walker-Warburg syndrome associated with tectocerebellar dysraphia due to homozygous DAG1 mutations T. Lerman-Sagie, Z. Leibovitz, <i>Israel</i>		
	OC52 The effect of Fetally Open, Fetoscopic and Postnatal Meningomyelocele Closure on Neuromuscular Outcome in Spina Bifida Aperta – Preliminary Data R.J. Verbeek, A. Pastuszka, T. Koszutski, J.H. van der Hoeven, E.W. Hoving, D.A. Sival, <i>The Netherlands</i>		
	OC53 Clinical, chromosomal and molecular characterization of a cohort of 273 patients with agenesis of the corpus callosum S. Heide, T. Billette de Villemeur, C. Nava, A. Rastetter, C. Mignot, C. Depienne, B. Keren, S. Chantot-Bastaraud, T. Attié-Bitach, L. Boutaud, A. Afenjar, S. Whalen, V. des Portes, L. Faivre, A. Toutain, D. Lacombe, A. Faudet, C. Garel, M-L. Moutard, D. Héron, <i>France</i>		
	OC54 New Insights in Genetic Diagnosis of congenital/very early-onset ataxia using new-generation sequencing L.Burglen, D Haye, S.Valence, A.Afenjar, S.Chantot-Bastaraud, C.Rougeot, A.Riquet, C.Garel, D.Rodriguez, <i>France</i>		
	OC55 WDR81 mutations cause microlissencephaly and microcephaly and impair mitotic progression in neural progenitors M.Cavallin, Maria A. Rujano, N. Bednarek, D.Medina-Cano, A. Bernabe Gelot, S.Drunat, C.Maillard, P.Nitschké, C.Beneteau, K.Poirier, M.Rio, N. Boddaert, S.Passemar, A.Baffet, S.Thomas, N.Bahi-Buisson, <i>France</i>		
	OC56 Abnormal neuronal migration with ischemic brain injuries in extremely preterm infants underlies subsequent cognitive impairment K Deguchi, K Kubo, KNakajima, K Inoue, <i>Japan</i>		
	Epilepsy - III Chairs: G. Gobbi, E. Panagiotakaki - Auditorium Lumière (Level -0.5) -		
10:30 - 10:55	PS 8: Evidence-based trials in childhood epilepsies, should they differ from those performed in adults Stéphane Auvin (France)		
10:55 - 12:15	OC57 Efficacy and tolerability of eslicarbazepine acetate in children with epilepsy: results from a phase II study S. Jozwiak, P. Veggiotti, F. Rocha, J. Moreira, P. Soares-da-Silva, <i>Poland</i>		
	OC58 Effect of eslicarbazepine acetate on neurocognitive functions in children with epilepsy P. Veggiotti, S. Jozwiak, F. Rocha, J. Moreira, P. Soares-da-Silva, <i>Italy</i>		
	OC59 Efficacy and safety of Cannabidiol as add-on therapy in drug-resistant epilepsy, a single center experience K. Vezryoglou, C. Eltze, S. Varadkar, L. Carr, C. O' Sullivan, E. Ninnis, J.H. Cross, <i>United Kingdom</i>		

WELCOME
 Tuesday June 20
 Wednesday June 21
Thursday June 22
 Friday June 23
 Saturday June 24
 Pre-congress Symposium
 Posters
 Industry Symposia
 General Information

SCIENTIFIC PROGRAMME

Thursday June 22

OC60 The international collaborative infantile spasms study (ICISS) comparing hormonal therapies and vigabatrin versus hormonal therapies alone in the treatment of infantile spasms: developmental and epilepsy outcome at 18 months
F. J. O'callaghan, S. Edwards, F. Dietrich Alber, E. Hancock, A. L. Johnson, C. R. Kennedy, A. L. Lux, M. Likeman, M. Mackay, A. Mallick, R. Newton, M. Nolan, R. Pressler, D. Rating, B. Schmitt, C. M. Verity, J. P. Osborne, *United Kingdom*

OC61 Off-label use and manipulations of AEDs in pediatric: The experience of a tertiary epilepsy centre
M. Kuchenbuch, M.B.Henniene, N. Chemaly, R.Nabbout, *France*

OC62 The impact of vagal nerve stimulation (VNS) on cardiorespiratory patterns during sleep in pediatric epilepsy patients
Z.Reiner Primec, A.Kavcic, N.Kajdic, *Slovenia*

CNS Inflammatory diseases - II

Chairs: J-M Pedespan, M. Willemsen

- Forum 1 (Level-1) -

10:30 - 12:15

OC63 Clinical features of the outbreak of Enterovirus infection with neurological impairment in children in the North of Spain
A. Hedrera Fernandez, D. Conejo Moreno, A. Sariego Jamardo, C. Rodriguez Fernandez, M.E. Maldonado Ruiz, I. Bermejo Arnedo, S. Ortiz Madinaveitia, A.B. Camina Gutierrez, I. Málaga Dieguez, M. Arribas Arceredillo, M. Garrido Barbero, M.S. Perez Poyato, A. Peña Valenceja, R. Blanco Lago, M.E. Perez Gutierrez, R. Cancho Candela, *Spain*

OC64 An audit of local practice in suspected bacterial meningitis and meningococcal septicaemia at a UK university teaching hospital
C. Paradise, J. Alexander, *United Kingdom*

OC65 Burning hands and feet of acute onset in 4 children with a small-fibre neuropathy with a monophasic course
N. Faignart, C. Soroken, K. Nguyen, C. Poloni, S. Lebon, C. Korff, I. El Faleh, B. Laubscher, M. Hofer, D. Mercati, AL Oaklander, E. Roulet, *Switzerland*

OC66 Fatigue, depression and quality of life in children with inflammatory demyelinating diseases: a french cohort study
A. Florea, H. Maurey, M. Le Sauter, K. Deiva, *France*

OC67 Neuroborreliosis - clinical and diagnostic difficulties
D. Dunin-Wasowicz, B. Kasztelewicz, K. Dzierzanowska-Fangrat, J. Ksiazzyk, A. Wieteska-Klimczak, E. Jurkiewicz, K. Kanigowska, D. Chmielewski, A. Pawinska, J. Borkowska, *Poland*

OC68 Neurologic causes of varicella related hospitalizations in Turkey (VARICOMP STUDY 2008-2015)
E. Cagri Dinleyici, Z. Kurugol, K. Bora Carman, VARICOMP STUDY GROUP», *Turkey*

OC69 Non-polio enterovirus (NPEV) and human parechovirus (HPeV) -associated Acute Flaccid Paralysis/Myelitis (AFP) in early childhood
E. Konstantoulaki, J. Gadian, D. Das, E. Wraige, M. Sudhanva, M. Lim, *United Kingdom*

Neuromuscular pathologies - II

Chairs: E. Bolthausen, C. Catsman-Berrevoets

- Auditorium Pasteur (Level 1) -

10:30 - 12:15

OC70 Correlation of phenotype and genotype in Croatian patients with Collagen VI (COL6) gene de novo mutations
N. Barisic, M. Mustapic, I. Lehman, V. Zvonar, A. Topf, H. Lochmuller, *Croatia*

OC71 Idebenone preserves respiratory function above clinically relevant thresholds of FVC in Duchenne Muscular Dystrophy (DMD)
A. Cirrincione, M. Leinonen, S. Hasham, *Switzerland*

OC72 Overcoming pharmacokinetic challenges to drug administration in Duchenne muscular dystrophy: lessons from Phase 1 development of ezutromid
B. Tejura, S. Spinty, H. Roper, I. Hughes, A. Majumdar, S. Harriman, K. Davies, F. Muntoni, *United Kingdom*

OC73 Predictors of Disease Severity and Progression in Patients With Duchenne Muscular Dystrophy: A Literature Review
H. Eliopoulos, G. Laforet, A. Narayana, K. Lucas, P. Duda, *USA*

OC74 Quantification of Dystrophin to Assess the Effects of Dystrophin-Restoring Treatments in Duchenne Muscular Dystrophy: Lessons From the Development of Eteplirsen
J. Dworzak, D. E. Frank, J. S. Charleston, F. J. Schnell, J. Voss, C. Donoghue, A. J. Milici, F. Aeffner, G. D. Young, S. A. Moore, S. Lewis, E. Peterson, Z. Sahenk, K. Shontz, L. R. Rodino-Klapac, J. R. Mendell, *USA*

OC75 Rimeporide in patients with Duchenne Muscular Dystrophy
F. Porte Thomé, H. Gheit, D. Wells, I. Barthélémy, J. Su, S. Blot, B. Ghaleh, F. Muntoni, *Switzerland*

OC76 Slope analysis of 6-minute walk distance as an alternative method to determine treatment effect in trials in Duchenne muscular dystrophy
P. Riebling, M. Souza, G.L. Elfring, H. Kroger, X. Luo, J. McIntosh, T. Ong, R. Spiegel, S.W. Peltz, *USA*

OC77 Infantile facioscapulohumeral muscular dystrophy (FSHD): a severe multi-systemic disease
U. Walther-Louvier, P. Meyer, M. Mercier, V. Manel, C. Cancès, C. Espil-Taris, C. Richelme, M. Jeanpierre, F. Rivier, *France*

12:15 - 13:30

INDUSTRY SYMPOSIA

BIOMARIN
p.55

LIVANOVA
p.55

SAREPTA
p.56

BIOCODEX
p.56

- Auditorium Lumière (Level-0.5) -

- Forum 1 (Level-1) -

- Auditorium Pasteur (Level 1) -

- Salon Pasteur (Level 1) -

13:30 - 14:30





Lunch, visit of the industry exhibition and poster viewing (P2-1 to P2-161)

- Exhibit Hall -

• SCIENTIFIC PROGRAMME •

Thursday June 22

14:30 - 16:00	PLENARY SESSION 4 From childhood to adulthood: What did we learn from large cohort studies? Chairs: N. Bahi-Buisson, P. Baxter	 - Auditorium Lumière (Level -0.5) - - Live feed in Forum 1 -
14:30 - 15:00	Lysosomal disorders Nadia Belmatoug (France)	
15:00 - 15:30	Duchenne Muscular Dystrophy Nathalie Goemans (Belgium)	
15:30 - 16:00	Genetic syndromes with behavioural and cognitive symptomatology: the example of Tuberous Sclerosis Anna Jansen (Belgium)	
16:00 - 16:30	 Coffee Break, visit of the industry exhibition and poster viewing (P2-1 to P2-161)	- Exhibit Hall -
16:30 - 18:45	<i>Networking time</i>	
NETWORKING DINNER: PRE-REGISTERED ATTENDEES ONLY		
18:45	<i>Visit of the Musée des Beaux-Arts</i>	
20:00	<i>Welcome cocktail followed by dinner</i>	



WELCOME
 Tuesday June 20
 Wednesday June 21
Thursday June 22
 Friday June 23
 Saturday June 24
 Pre-congress Symposium
 Posters
 Industry Symposia
 General Information

SCIENTIFIC PROGRAMME

Friday June 23

07:30 - 08:30	INDUSTRY BREAKFAST SYMPOSIA			
	GW RESEARCH LTD p.57 <i>- Auditorium Pasteur (Level 1) -</i>	ULTRAGENYX p.57 <i>- Salon Pasteur (Level 1) -</i>		
07:45 - 08:30	INTERACTIVE EARLY MORNING TEACHING SEMINARS			
	Genetic screening for epileptic encephalopathies in 2017 Rima Nababout, Gaëtan Lesca (France) <i>- Auditorium Lumière (Level-0.5) -</i>	What to ask and how to read the MRI of a child with focal epilepsy? Nathalie Boddaert (France), Laura Tassi (Italy) <i>- Forum 1 (Level-1) -</i>		
08:30 - 10:00	PARALLEL SESSIONS			
	Vascular Disorders - I <i>- Auditorium Pasteur (Level 1) -</i>	CNS Inflammatory diseases - III <i>- Forum 1 (Level-1) -</i>	Neurodevelopment - II <i>- Salon Pasteur (Level 1) -</i>	Epilepsy - IV <i>- Auditorium Lumière (Level-0.5) -</i>
	Vascular Disorders - I Chairs: S. Chabrier, J-P. Misson			<i>- Auditorium Pasteur (Level 1) -</i>
08:30 - 08:55	PS 9: Optimal treatment of AV malformations Guillaume Saliou (France)			
08:55 - 10:00	OC78 Aneurysms of cerebral arteries in the pediatric population S. Ilovar, M. Perković Benedik, D. Osredkar, <i>Slovenia</i>			
	OC79 Cerebral cavernous malformation in a cohort of paediatric patients: prognostic factors for neurological outcomes I. Toldo, R. Laterza, R. Manara, E. Perissinotto, C. Boniver, S. Sartori, M. Nosadini, D. D'Avella, <i>Italy</i>			
	OC80 Pediatric moyamoya disease and syndrome in Italy: data from the Italian Society of Pediatric Neurology multicentric retrospective study S. Sartori, C. Po', A. Carai, A. Rosati, P. Accorsi, A. Iodice, S. Savasta, D. D'Avella, F. Greco, F. Raviglione, P. Ragazzi, M. Agostini, E. Cesaroni, G. Di Rosa, P. Striano, F. Nicita, D. Cordelli, A. Suppiej, M. Nosadini, C.E. Marras, I. Toldo, <i>Italy</i> , OtherAuthors: M.Rollo, P.Toma', G.S.Colafati, G.Esposito, A.Cosi, P.Martelli, L.Giordano, F.Causin, E.Lafe, F.Zappoli, S.M.Bova, T.Foiadelli, G.Sanfilippo, L.Grazian, L.De Carlo, A.Spalice, other authors, <i>Italy</i>			
	OC81 RASA1/CM-AVM Related Central Nervous System Vascular Lesions in Children A. Alwis, C. Mahon, F. Robertson, A. Rennie, S Bhate, G James, <i>United Kingdom</i>			
	OC82 The structure of the intracranial veins and elastic-viscous properties of erythrocyte membranes in children with connective tissue dysplasia Bergelson T, Mashin V., Belova L., Proshin A., Kostishko B., Belova N., Abdulaev I., Kostishko I., Muradhanova K., <i>Russia</i>			
	CNS Inflammatory diseases - III Chairs: R. Forsyth, S. Youkourous			<i>- Forum 1 (Level-1) -</i>
08:30 - 08:55	PS 10: Evaluation of new and existing therapeutics for paediatric multiple sclerosis? Barbara Bajer-Kornek (Austria)			
08:55 - 10:00	OC83 Hematopoietic stem cell transplantation for children with multiple sclerosis and neuromyelitis optica: long-term outcomes and late effects K. Kirgizov, R. Bembeeva, E. Volkova, E. Pristanskova, N. Sidorova, V. Konstantinova, O. Blagonravova, S. Piliya, E. Skorobogatova, N. Zavadenko, A. Rummyantsev, <i>Russia</i>			
	OC84 Neurological outcome of patients with cryopyrin-associated periodic syndrome (CAPS) N. Mamoudjy, H. Maurey, I. Marie, I. Koné-Paut, K. Deiva, <i>France</i>			
	OC85 Treatment responsive relapsing MOG-Ab associated demyelination Y. Hacoen, Y. Yi Wong, C. Lechner, S. Wright, B. Konuskan, A. L. Poulat, H. Maurey, E. Wassmer, C. Hemingway, R. Forsyth, O. Ciccarelli, R. Marignier, R. Hintzen, B. Anlar, M. Baumann, K. Rostasy, R. Neuteboom, K. Deiva, M. Lim, <i>United Kingdom</i>			
	OC86 Retrospective analysis of patients with sydenham chorea in our clinic between 2003 and 2009 M. Gumus, K. Aydin. M. Gumus, <i>Turkey</i>			
	Neurodevelopment - II Chairs: A. Curie, C. Kennedy			<i>- Salon Pasteur (Level 1) -</i>
08:30 - 08:55	PS 11: Rare Copy-Number variations and neuropsychiatric development disorders Sebastien Jacquemont (Switzerland)			

SCIENTIFIC PROGRAMME

Friday June 23

08:55 - 10:00

OC87 New generation sequencing for the diagnosis of intellectual disabilities : exome sequencing or large panel ?

A. Lavillaureix, C. Nava, C. Mignot, J. Buratti, A. Afenjar, S. Heide, B. Keren, D. Héron, *France*

OC88 Assessment of the relationship between body mass index and gross motor development in 3-5 years children

S. Amouian, Z. AbbasiShaye, S. Mohammadian, M. Bakhtiari, B. Parsianmehr, *Iran*

OC89 Investigate associations between motor development measured with the Infant Motor Profile (IMP) in infancy and IQ at the age of 4 years

K.R. Heineman, P. Schendelaar, E.R. van den Heuvel, M. Hadders-Algra. University of Groningen, University Medical Center Groningen, *The Netherlands*

OC90 Riboflavin responsive neuromuscular disorders; broad phenotypic spectrum and importance of genetic analyses

I. Polat, U. Yiş, S. Cirak, K. Becker, M. Karakaya, J. Altmüller, P. Nürnberg, B. Wirth, D. Okur, C. Cirali, M. Ayanoglu, P. Edem, C. Paketci, E. Bayram, S. hiz Kurul, *Turkey*

OC91 Genomics of atypical dyskinetic cerebral palsy – opportunities for improved diagnosis and management

H. Goez, A. Matthews, B. Al-Jabri, I. Blydt-Hansen, J. Andersen, M. Tarilo-Graovac, B.I. Drogemoller, C. Shyr, J. Lee, A. Ghani, G. Sinclair, C.J.Ross, W. W. Wassereman, M. McKinnon, G. Horvath, C.Van-Karnebeek, *Canada*

Epilepsy - IV

Chairs: E. Raffo, G. Ramantani

- Auditorium Lumière (Level -0.5) -

08:30 - 10:00

OC92 Hemispherotomy in the treatment of pediatric epilepsy

H. S. Baide Mairena, L. Guio, D. C. Itzep, A. Ramirez Camacho, J. Aparicio Calvo, S. Candela Cantó, G. Garcia Fructuoso, A. López Sala, F. Sanmartí, J. Rumia, E. Ferrer, J. Campistol Plana, V. San Antonio Arce, *Spain*

OC93 Vertical Parasagittal Hemispherotomy. A single center experience in 300 patients

G. Dorfmueller, S. Ferrand-Sorbets, M. Levy, M. Fohlen, M. Chipaux, N. Dorison, C. Bulteau, D. Taussig, O. Delalande, *France*

OC94 Pediatric Hemispherotomy following perinatal pediatric ischemic stroke in children: 63 cases with classical and unusual indications

N.Dorison, D.Taussig, M.Fohlen, M.Chipaux, S.Ferrand-Sorbets, C.Bulbeau, O.Delalande, G.Dorfmueller, *France*

OC95 Children with new-onset refractory status epilepticus from a multicenter US registry

C. Scullier, M. Gainza-Lein, N. Gaspard, I. Sánchez Fernández, N. S. Abend, A. Anderson, R. Arya, J. N. Brenton, J. L. Carpenter, K. E. Chapman, W. Gaillard, T. A. Glauser, J. L. Goldstein, H. P. Goodkin, M. A. Mikati, A. Nayak, K. Peariso, J. J. Riviello, R. C. Tasker, D. Tchapyjnikov, A. A. Topjian, M. S. Wainwright, A. Wilfong, K. Williams, T. Loddenkemper, on behalf of Pediatric Status Epilepticus Research Group (pSERG)

OC96 Epidemiology of first convulsive seizures in children

S. Sartori, G. Tessarin, S. Bergamo, F. Parata, M. Nosadini, C. Boniver, M. Vecchi, I. Toldo, A. Chiara Frigo, S. Scanferla, G. Perilongo, S. Bressan, L. Da Dalt, *Italy*

OC97 Individualised prediction of seizure recurrence and long-term outcome after antiepileptic drug withdrawal

H.J. Lamberink, W.M. Otte, A.T. Geerts, M. Pavlovic, J. Ramos-Lizana, A.G. Marson, J. Overweg, L. Sauma, L.M. Specchio, T.M.O. Cardoso, S. Shinnar, D. Schmidt, K. Gelejn, K.P. Braun, *The Netherlands*

OC98 The spectrum of hypermotor seizures : a pragmatic approach

E. Lametery, L. Minotti, A.S. Job, F. Dubois-Teklali, P. Kahane, *France*

10:00 - 10:30



Coffee Break, visit of the industry exhibition and poster viewing (P3-1 to P3-163)

- Exhibit Hall -

10:30 - 12:15

PARALLEL SESSIONS

NeuroGenetics

Neurorehabilitation

Epilepsy - V

Neurodevelopment - III

- Forum 1 (Level -1) -

- Auditorium Pasteur (Level 1) -

- Auditorium Lumière (Level -0.5) -

- Salon Pasteur (Level 1) -

NeuroGenetics

Chairs: A. Nechay, M.R. Pons-Rodriguez

- Forum 1 (Level -1) -

10:30 - 12:15

OC99 Targeted next generation sequencing in patients with infantile bilateral striatal necrosis

J. Dario Ortigoza-Escobar, L. Marti-Sanchez, M. Molero-Luis, C. Aviles, H. Baide, J. Muchart, M. Rebollo, Y. J. Crow, Jc Cabrera-Lopez, M. Madruga-Garrido, O. Alonso-Luengo, P. Quijada-Fraile, E. Martin-Hernandez, M. Teresa Garcia-Silva, A. Cerisola, R. Velazquez-Fragua, E. Schuler, E. Lopez-Laso, S. Gutierrez Lg, Striatal Necrosis Study Group, B. Perez-Dueñas, *Spain*

OC100 Are inherited prothrombotic gene polymorphisms associated with lesion location in pediatric arterial ischemic stroke?

A. Čeri, D. Coen Herak, J. Lenicek Krleza, M. Radic Antolic, I. Horvat, V. Djuranovic, N. Barisic, R. Zadro, *Croatia*

OC101 ATP1A3 screening in patients with alternating hemiplegia of childhood and related phenotypes

E. Panagiotakaki, J. Michel, D. Doummar, C. Mignot, E. Flamand-Roze, S. Nicole, H. Guilbert, P. Sabouraud, D. Sanlaville, A. Arzimanoglou, G. Lesca, *France*

OC102 Natural history of Alexander disease: a multicentric survey of 75 patients (reporting clinical, radiological and genetic characteristics in.)

F.Renaldo, C.Mignot, D.Tonduti, D.Doummar, E.Bertini, S.Paquay, M.Abuawad, I.Dorboz, S.Samaan, M.Elmaleh, F.Chalard, Working group on Alexander Disease, O.Boespflug-Tanguy, L.Burglen, D.Rodriguez, *France*

OC103 Clinical and Genetic Characteristics of Patients with Neuronal Ceroid Lipofuscinosis over a 20 year Period in Turkey

D. Ardici, D. Yuksel, K. Karli Oguz, M. Topcu, *Turkey*

OC104 The natural disease course of Vanishing White Matter

M.S. van der Knaap, E.M.C. Hamilton, H.D.W. van der Lei, R.J.B.J. Gemke, B.M.J. Uitdehaag, R. de Vet, B.I. Witte, *The Netherlands*

WELCOME

Tuesday
June 20

Wednesday
June 21

Thursday
June 22

Friday
June 23

Saturday
June 24

Pre-congress
Symposium

Posters

Industry
Symposia

General
Information

SCIENTIFIC PROGRAMME

Friday June 23

10:30 - 12:15	PARALLEL SESSIONS			
	NeuroGenetics	Neurorehabilitation	Epilepsy - V	Neurodevelopment - III
	- Forum 1 (Level-1) -	- Auditorium Pasteur (Level 1) -	- Auditorium Lumière (Level -0.5) -	- Salon Pasteur (Level 1) -
	Neurorehabilitation Chairs: D. Craiu, P. Leroy			- Auditorium Pasteur (Level 1) -
10:30 - 10:55	PS 12: Evaluating rehabilitation methods Ilona Autti-Rämö (Finland)			
10:55 - 12:15	OC105 Palliative care in children with spinal muscular atrophy type 1 : how do they die ? Results from a french multicentric study (National Hospital clinical Research Program) M. Hully, C. Barnerias, S. Vanesse, ML. Viillard, I. Desguerre, <i>France</i>			
	OC106 Age-related Reference Values for the SARA in Children; - A European Multicenter Study R. Brandsma, T.F. Lawerman, J.G.M. Burgerhof, D.A.Sival, <i>The Netherlands</i>			
	OC107 Assessment of speech and swallowing functions in pediatric dystonia and monitoring under deep brain stimulation I. De Antonio Rubio, V. Gonzalez, F. Cyprien, E. Sanrey, P. Coubes, L. Cif, <i>France</i>			
	OC108 Bangladesh: Paving the way towards positive change for individuals with autism spectrum disorders M. Mannan, <i>Bangladesh</i>			
	OC109 Neurorehabilitation of children with craniovertebral pathology Iurlova O.V., Bikov Yu. N., Ahmedov R.D., <i>Russia</i>			
	Epilepsy - V Chairs: P. Camfield, F. O' Callaghan			- Auditorium Lumière (Level -0.5) -
10:30 - 10:55	PS 13: Epileptic Seizures and Metabolic screening: when, which and for whom? Barbara Plecko (Switzerland)			
10:55 - 12:15	OC110 Early-onset epileptic encephalopathies with "suppression-burst" EEG pattern: genetic characterization of a European cohort of 70 patients F. Riccardi , P. Cacciagli , C. Lacoste, C. Mignon Ravix, M. Nagara , L. Villard, M. Milh, <i>France</i>			
	OC111 Epileptic seizure or not? Proportion of correct judgement among medical doctors, medical students and parents based only on a video recording of a paroxysmal event K. Hollody, E. Nagy, A. Major, N. Farkas, <i>Hungary</i>			
	OC112 Is SCN8A-related epilepsy recognizable ? Description of 15 cases, focusing on the mode of onset J. Denis, P. Cacciagli, C. Lacoste, J. Lefranc, S. Napuri, L. Damaj, F. Villega, J-M. Pedespan, A. Afenjar, C. Mignot, S. Julia, G. Lesca, N. Villeneuve, L. Villard, M. Milh, <i>France</i>			
	OC113 Genetic and immune findings in complex febrile seizures and the epidemiology of Dravet syndrome: a nationwide cohort study J.D. Symonds, B. Lang, A. Vincent, A. Brunklaus, L. Dorris, R. Ellis, A. Jollands, S. Joss, M. Kirkpatrick, A. McLellan, S. MacLeod, M. O'Regan, D.T. Pilz, E. Reavey, K. Stewart, N. Williams, S.M. Zuberi, <i>United Kingdom</i>			
	OC114 Next-generation sequencing allows a diagnostic yield of 23.7% in monogenic epilepsies G Lesca , A Labalme, C Mignot, N Chatron, L Van de Velde Boermans , V des Portes, J Bogoin, D Ville, J de Belescize, MC Nougues , D Doummar, A Afenjar, AL Poulat, E Panagiotakaki, S Valence, A Arzimanoglou, D Heron, E Leguern, D Sanlaville, C Nava, <i>France</i>			
	OC115 Preliminary results of whole exome sequencing in a cohort of sicilian children with early-onset epileptic encephalopathy E. Pironti, F. Cucinotta, F. Granata, M. Spanò, M. Bonsignore, H. Houlden, V. D. Salpietro, A. Gagliano, G. Di Rosa, <i>Italy</i>			
	Neurodevelopment - III Chairs: E. Fazzi, E. Peeters			- Salon Pasteur (Level 1) -
10:30 - 10:55	PS 14: How does human cognition develop? Brain imaging studies in the first months of life Ghislaine Dehaene (France)			
10:55 - 12:15	OC116 Neuropsychological battery for the Attention Deficit and Hyperactivity Disorder assessment in school aged children D. Hernández, <i>Mexico</i>			
	OC117 Are we dealing with ADHD correctly? J. López Pisón, <i>Spain</i>			
	OC118 Association Between Sensory Processing Disorder And Daily Function Of Children With Attention Deficit/Hyperactive Disorder and Controls A. Mimouni-Bloch, H. Offek, S. Rosenblum, E. Posener, Z. Silman, B. Engel-Yeger, <i>Israel</i>			
	OC119 Autism Spectrum Disorder (ASD) and Attention Deficit Hyperactivity Disorder (ADHD) in Children and Adolescents with Neurofibromatosis Type 1 (NF1) E Kalyva, M Kyriazi, E Vargiami, P Dragoumi, D I Zafeiriou, <i>Greece</i>			
	OC120 Is aggressive behavior in Neurofibromatosis Type 1 due to dysregulated inhibitory control, difficulties in interpreting emotional cues, or both? G. A. Michael, C. Madelaine, P. Mathey, L. Lion-François, <i>France</i>			

• SCIENTIFIC PROGRAMME •

Friday June 23

12:15 - 13:30	INDUSTRY SYMPOSIA			
	EISAI p.57	NOVARTIS p.58	ZOGENIX p.58	SANTHERA p.58
	- Auditorium Lumière (Level -0.5) -	- Forum 1 (Level -1) -	- Auditorium Pasteur (Level 1) -	- Salon Pasteur (Level 1) -
13:30 - 14:30	 Lunch, visit of the industry exhibition and poster viewing (P3-1 to P3-163)			- Exhibit Hall -
14:30 - 16:00	PLENARY SESSION 5 From childhood to adulthood: Evolution of treatment concepts and therapeutic novelties Chairs: S. Jacquemont, R. Nabbout			- Auditorium Lumière (Level -0.5) - - Live feed in Forum 1 -
14:30 - 15:00	Gene therapy in neurometabolic disorders Marc Tardieu (France)			
15:00 - 15:30	Innovative treatments in neuromuscular disorders Francesco Muntoni (United Kingdom)			
15:30 - 16:00	Treatment trials in neurodevelopmental disorders: the example of fragile X Vincent Des Portes (France)			
16:00 - 16:30	 Coffee Break, visit of the industry exhibition and poster viewing (P3-1 to P3-163)			- Exhibit Hall -
16:30 - 18:15	PARALLEL SESSIONS			
	Vascular disorders - II	Inherited Metabolic diseases III	Movement disorders	Epilepsy - VI
	- Auditorium Pasteur (Level 1) -	- Forum 1 (Level -1) -	- Auditorium Lumière (Level -0.5) -	- Salon Pasteur (Level 1) -
	Vascular disorders - II Chairs: A. Dinopoulos, F. Carratala-Marco			- Auditorium Pasteur (Level 1) -
16:30 - 18:15	OC121 Brain derived neurotrophic factor profile in children with ischemic stroke N. Lupusor, M. Sprincean, N. Revenco, C. Calcii, S. Hadjiu, <i>Republic of Moldova</i>			
	OC122 Cerebral large artery involvement in pediatric systemic lupus erythematosus (SLE): neuropsychiatric SLE or Reversible Cerebral Vasoconstriction Syndrome? M. Kossorotoff, C. Durleman, A. Belot, M. Desgranges, B. Bader-Meunier, <i>France</i>			
	OC123 Focal Neurological Signs and Stroke D. Srinivasan, A. Johnson, <i>Australia</i>			
	OC124 Risk factors, clinical course and outcome of 69 cases of ischemic neonatal stroke E. Barredo Valderrama, A. Jimenez De Domingo, G. Miranda Herrero, M. Vazquez Lopez, P. Castro De Castro, <i>Spain</i>			
	OC125 Spinal Cord Infarction: Not to be mistaken for Acute Transverse Myelitis E. Hassan, D. Ram, S. West, G. McCullagh, <i>United Kingdom</i>			
	OC126 Stroke Prevention in sickle cell disease – the role of cervical echo-doppler R. L. Silva, R. P. Câmara, T. Painho, M. Manita, C. Conceição, S. Batalha, R. Maia, P. Kjollerstrom, <i>Portugal</i>			
	OC127 Pediatric cerebral venous thrombosis: description and prognosis according to the physiopathological mechanism in a population of 40 cases S. Durand, P. Meyer, N. Leboucq, C. Langlois, M. Carneiro, A. Roubertie, U. Walther-Louvier, D. Cuntz, J. Leydet, O. Plan, C. Combes, G. Cambonie, F. Rivier, <i>France</i>			
	Inherited Metabolic diseases III Chairs: K. Hollody, B. Perez-Duenas			- Forum 1 (Level -1) -
16:30 - 16:55	PS 15: Brain Iron Accumulation Manju Kurian (UK)			
16:55 - 18:15	OC128 Biallelic mutations in DNAJC12 cause hyperphenylalaninemia, neurotransmitter deficiencies, dystonia and intellectual disability M. Schiff, T. Haack, T. Vilboux, B. Pode-Shakked, B. Thöny, N. Shen, V. Guarani, T. Meissner, E. Mayatepek, F. K. Trefz, A. Martinez, J-F. Benoist, G. Heimer, M. C. V. Malicdan, B. Ben-Zeev, N. Blau, G. F. Hoffmann, H. Prokisch, T. Opladen, Y. Anikster, <i>France</i>			
	OC129 Diagnosis of biotin-thiamine-responsive basal ganglia disease by whole-exome sequencing in a family with Leigh's syndrome C. Rousselle, A. Labalme, N. Chatron, P-M. Gonnaud, P. Devic, D. Sanlaville, G. Lesca, <i>France</i>			

WECCOME
 Tuesday June 20
 Wednesday June 21
 Thursday June 22
Friday June 23
 Saturday June 24
 Pre-congress Symposium
 Posters
 Industry Symposia
 General Information

SCIENTIFIC PROGRAMME

Friday June 23

OC130 Reversible Epileptic Encephalopathy upon Uridine Treatment in Patients with CAD Mutations
J. Koch, J. A. Mayr, B. Alhaddad, C. Rauscher, I. Bader, F. Distelmaier, T. Polster, S. Leiz, C. Betzler, W. Sperl, S. B. Wortmann, T. B. Haack, *Austria*

OC131 Stroke-like episodes add to the phenotypic spectrum of GLUT1 deficiency syndrome
H.M.H. Braakman, J. Nicolai, M.A.A.P. Willemsene, *The Netherlands*

OC132 Clinical, radiological and genetic characterization of PLA2G6-associated neurodegeneration
A. Darling, S. Aguilera Albesa, M Tomás Vila, R. Camino León, J. Fernández Ramos, A. Jimenez Escrig, M. O'Callaghan, C. Ortez, A. Nascimento, R. Candau Fernández Mesaque, M. Madruga, L. Arrabal, S. Roldan, C. Garrido, C.A.Tello, V. Lupo, T. A.G.M. Huisman, A. Poretti, C. Espinós, B. Pérez Dueñas, *Spain*

OC133 DYT16 Mimics Metabolic Disease with Fever Associated Beginning of Dystonia and MRI Abnormalities
H.Kölbl, A.Kuechler, T.M.Strom, H.-J.Lüdecke, C.Möller-Hartmann, A.Della-Marina, D.Wieczorek, U.Schara, *Germany*

Movement disorders

- Auditorium Lumière (Level -0,5) -

Chairs: E. Broussole, E. Fernandez-Alvarez

16:30 - 16:55

PS 16: Treatment of movement disorders: can we use the same treatments in adults and in children?

Jean-Pierre Lin (UK), Miryam Carecchio (Italy)

16:55 - 18:15

OC134 Comparative Age-Relatedness of Dyskinesia, Dystonia and Ataxia Rating Scales in Healthy Children

M.J. Kuiper, R. Brandsma, L. Vrijenhoek, H. Burger, D.A. Sival, *The Netherlands*

OC135 Deep Brain Stimulation and dystonia : about 10 new pediatric cases and a new DBS center in Paris

N. Dorison, D. Doummar, M. Vidailhet, D. Verollet, F. Marchal, V. d'Hardemare, *France*

OC136 Deep Brain Stimulation in controlling Status Dystonicus

E. Nerrant, V. Gonzalez, C. Milesi, G. Cambonie , A. Boularan, I.De Antonio Rubio, F. Cyprien, E. Chan Seng, E. Sanrey, T. Roujeau, X. Vasques, P. Coubes, L. Cif, *France*

OC137 Long-term clinical outcome of Deep Brain Stimulation in PKAN syndrome

V. Gonzalez, L. Cif, C. Milesi, G. Cambonie, I. de Antonio Rubio, F. Cyprien, E. Chan seng, T. Roujeau, P. Coubes, *France*

OC138 Psychogenic dystonia or organic dystonia ? About 2 DYT 1 cases

N.Dorison, V.d'Hardemare, M.Vidailhet, M.L.Moutard, V.Desportes, P.Coubes, D.Doummar, *France*

OC139 The Internal Globus Pallidus at 3.0 Tesla: choice of optimal sequence and orientation for deep brain stimulation using a standard installation protocol

V d'Hardemare, D Doummar, B Pidoux, G Dorfmueller, N Dorison, *France*

Epilepsy - VI

- Salon Pasteur (Level 1) -

Chairs: P. Berquin, C. Camfield

16:30 - 18:15

OC140 Cognitive outcome after epilepsy surgery in 81 children with refractory epilepsy: impact of postoperative seizure freedom rates and antiepileptic (AED) use

N. Villeneuve, V. Laguitton, A. Lepine, A. Trebuchon, D.Scavarda, F. Bartolomei, M. Milh, *France*

OC141 Verbal intellectual abilities long term outcome after Vertical Parasagittal Hemispherotomy: the Rothschild foundation hospital experience

C. Bulteau, G. Dorfmueller, C. Castaignede, O. Delalande, S. Ferrand Sorbets, M. Fohlen, M. Chipaux, D. Taussig, I. Jambaque, *France*

OC142 The new categorizing system of interictal EEG in pediatric epilepsy

E. Arhan, Z. Ozturk, A. Serdaroglu, T. Hirfanoglu, K. Aydin, *Turkey*

OC143 Connecting spikes: language network disruption in rolandic epilepsy

M. Verly, N. Rommel, S. Sunaert, R. Peeters, I. Zink, L. Lagae, *Belgium*

OC144 Sleep slow waves in idiopathic epileptic encephalopathy with status epilepticus in sleep (ESES) during active and recovery phase

B.K. Bölsterli, E. Gardella, E. Pavlidis, G. Rubboli, R. Huber, *Switzerland*

OC145 Deficits in music processing in Landau-Kleffner syndrome: a follow-up adult investigation with four patients

Y. Leveque, T. Deonna, A. Moulin, L. Fornoni, C. Mayor, E. Roulet, A. Caclin, B. Tillmann, *France*

OC146 Electrical status epilepticus during sleep: clinical picture in relation with electrophysiological data

C. Pomeran, D. Craiu, C.M. Iliescu, D. Barca, C. Sandu, O.Tarta-Arsene, I. Minciu, M.G.Lascau, S. Magureanu, *Romania*


OC147 Epileptic Characteristics And Sleep Architecture Of Drug Naïve Patients In Childhood Absence Epilepsy Spectrum. A Prospective Study.

A. Dinopoulos, M. Tsirouda, A. Bonakis, R. Pons, Aik. Tsatsou, I. Pavlopoulou, K. Tsoumakas, *Greece*

• SCIENTIFIC PROGRAMME •

Saturday June 24

- Auditorium Lumière (Level -0.5) -

- 08:30 - 09:00 **EPNS General Assembly**
- 09:00 - 11:00 **EPNS ACADEMY: Infectious diseases**
- Congenital infections**
Chairs: Hermione Lyall (United Kingdom), Linda De Meirleir (Belgium)
- Congenital Toxoplasmosis an update**
Prathiba Singhi (India)
-  **Congenital Zika syndrome: beyond the microcephaly**
Vanessa Vanderlinden (Brazil)
- Congenital CMV infection: a Changing Paradigm**
Hermione Lyall (United Kingdom)
- 11:00 - 12:30 **Highlights in Paediatrics Neurology**
- 12:30 - 13:30 **Closing ceremony**
EPNS Scientific Committee



WELCOME

Tuesday
June 20

Wednesday
June 21

Thursday
June 22

Friday
June 23

Saturday
June 24

Pre-congress
Symposium

Posters

Industry
Symposia

General
Information

PRE-CONGRESS SYMPOSIUM

2nd European Paediatric Neurology Society International Satellite Symposium
on Advances in Neuromodulation in children: Neuronal Networks, Neurophysiology and Neuroplasticity

- Rhône 3 (Level 1) -

Monday June 19

08:00 - 09:00 Badge pick-up and registration

09:00 - 09:15 **Welcome**
Jean-Pierre Lin (UK)09:15 - 10:45 **DEVELOPMENTAL NEUROBIOLOGY OF MOVEMENT:
PHYSIOLOGY AND PATHOPHYSIOLOGY OF CEREBELLUM AND THALAMUS**
Chairs: Jean-Pierre Lin (UK), Maja Lahtinen (Finland)09:15 - 10:00 **Cerebellar functions and connections**
Deborah Sival (The Netherlands)10:00 - 10:45 **Thalamic networks: evolution, embryology and function**
Zoltan Molnar (UK)10:45 - 11:15  *Coffee Break*11:15 - 12:45 **BASAL GANGLIA PHYSIOLOGY AND PATHOPHYSIOLOGY**
Chairs: John Rothwell (UK), Deborah Sival (The Netherlands)11:15 - 12:00 **Basal Ganglia embryology and development: structure and function beyond the 'brake' and the 'clutch'**
Pierre Burbaud (France)12:00 - 12:45 **Aetiology of dystonia and Globus Pallidus microelectrode recording during DBS surgery for childhood dystonias**
Verity McClelland (UK)13:00 - 14:00  **Lunch**14:00 - 15:30 **DEVELOPMENTAL AND PATHOPHYSIOLOGICAL MOVEMENTS AND POSTURES**
Chairs: Pierre Burbaud (France), Deborah Sival (The Netherlands)14:00 - 14:30 **'Motor'Babble': Phylogenic, Ontogenic and Pathological Postures and Movements**
Jean-Pierre Lin (UK)14:30 - 15:00 **Random and patterned pathological postures and movements in children**
Terence Sanger (USA)15:00 - 15:30 **Basal ganglia circuits and DBS: insights from neuroimaging and neurophysiology**
Ettore Accolla (Germany)15:30 - 16:00  *Coffee Break*16:00 - 17:30 **NEUROPHYSIOLOGICAL ASSESSMENTS FOR DBS NEUROMODULATION**
Chairs: Diane Ruge (Germany), Terence Sanger (USA)16:00 - 16:45 **Measuring cerebral plasticity in the developing brain**
Angelo Quartarone (Italy)16:45 - 17:30 **Can motor and sensory potentials stratify prognosis for DBS for dystonia in children?**
Verity McClelland (UK)17:30 - 19:00 **DBS FOR COMPLEX ACQUIRED DYSTONIAS AND NEUROPROTECTION**
Chairs: Kristina Tedroff (Sweden), Warren Marks (USA)17:30 - 18:15 **Towards a reappraisal of Status Dystonicus: from neuronal networks and neuromodulation perspectives**
Laura Cif (France)18:15 - 19:00 **Is neuromodulation neuroprotective?**
Keyoumars Ashkan (UK)

PRE-CONGRESS SYMPOSIUM
2nd European Paediatric Neurology Society International Satellite Symposium
on Advances in Neuromodulation in children: Neuronal Networks, Neurophysiology and Neuroplasticity

- Rhône 3 (Level 1) -

Tuesday June 20

08:00 - 09:30	CRITICAL DEVELOPMENTAL WINDOWS FOR AUDITORY PROCESSING, LANGUAGE AND COMMUNICATION AND EVOLUTION OF AUDITORY CORTEX AND OTHER FUNCTIONS Chairs: Deborah Sival (The Netherlands), Fabian Klostermann (Germany)
08:00 - 08:45	Vertebrate brains and evolutionary connectomics: Thalamo-cortical inputs and critical and sensitive windows of plasticity in the developing brain Zoltan Molnar (UK)
08:45 - 09:30	Neurolinguistics and the impact of movement disorders Serge Pinto (France)
09:30 - 10:45	FEEDING, SPEECH, LANGUAGE AND COMMUNICATION AFTER DBS NEUROMODULATION FOR DYSTONIA AND PARKINSONISM Chairs: Kristina Tedroff (Sweden), Serge Pinto (France)
09:30 - 10:00	The Complex Motor Disorders Service experience of speech and oral feeding following DBS surgery Lesley Baker (UK)
10:00 - 10:45	Effects of thalamic and basal ganglia Deep Brain Stimulation on language-related functions Conceptual and Clinical Considerations Fabian Klostermann (Germany)
10:45 - 11:15	 <i>Coffee Break</i>
11:15 - 13:15	CORTICAL MAPPING AND CEREBRAL PLASTICITY AFTER DBS NEUROMODULATION Chairs: Laura Cif (France), Pierre Burbaud (France)
11:15 - 12:00	DBS-evoked potentials in adult dystonias John Rothwell (UK)
12:00 - 12:30	Depth Electrode Recording to identify targets for DBS in secondary dystonia Terence Sanger (USA)
12:30 - 13:15	DBS-induced cerebral dependence and plasticity: lessons from switching off Diane Ruge (Germany)
13:30 - 14:30	 Lunch Symposium - Neuromodulation in Children Chair: M. Carecchio (Italy) <ul style="list-style-type: none"> Lessons for DBS from comparative Neuromodulation of the developing nervous system J.-P. Lin (United Kingdom) Technical approaches to DBS for Movement Disorders in Children R. Selway (United Kingdom)
14:30 - 15:45	COGNITION AND COGNITIVE ORIENTATION AFTER DBS NEUROMODULATION FOR DYSTONIA Chairs: Kristina Tedroff (Sweden), John Rothwell (UK)
14:30 - 15:00	Cognitive functioning before and after DBS in children with primary and secondary dystonias Sarah Rudebeck (UK)
15:00 - 15:45	Driving Activity and Participation with COOP delivered after DBS in children and young people Hortensia Gimeno (UK)
15:45 - 16:15	 <i>Coffee Break</i>
16:15 - 17:15	WHAT SHOULD WE TELL THE PARENTS AND CHILDREN ABOUT DBS NEUROMODULATION FOR CHILDREN? Chairs: Laura Cif (France), Maja Lahtinen (Finland)
16:15 - 16:45	What parents think and feel about decision-making for DBS Sarah Rudebeck (UK)
16:45 - 17:15	Safety and Complications of DBS in children with dystonia Margaret Kaminska (UK)

WELCOME

Tuesday
June 20

Wednesday
June 21

Thursday
June 22

Friday
June 23

Saturday
June 24

Pre-congress
Symposium

Posters

Industry
Symposia

General
Information

PRE-CONGRESS SYMPOSIUM

2nd European Paediatric Neurology Society International Satellite Symposium
on Advances in Neuromodulation in children: Neuronal Networks, Neurophysiology and Neuroplasticity

Tuesday June 20

17:15 - 18:30	STARTING A DBS SERVICE FOR CHILDREN AND COLLECTING DATA Chairs: Keyoumars Ashkan (UK), Anne Koy (Germany)
17:15 - 17:35	Starting a DBS Service for children: Neurological considerations Nathalie Dorison (France)
17:35 - 17:55	Starting a DBS Service for children: Neurosurgical considerations Maja Lahtinen (Finland)
17:55 - 18:25	Progress with the PediDBS International Registry: Trials and tribulations Warren Marks (USA)
18:25 - 18:30	Closing remarks Jean-Pierre Lin (UK)



Guide to poster viewing

This year at the 12th EPNS Congress you have two possibilities to view the accepted posters.

1. Digital e-posters

There will be 5 digital displays in the registration hall where you will be able to view all posters received on time. Just enter the poster number, the presenter name or keywords (epilepsy, SMA, etc.) to view the posters.

2. Print posters

Posters will be on display in the registration hall every day. Different posters will be up on each day of the conference under specific themes.

3. Schedule

Posters will be displayed from 9 a.m to 6 p.m. Any poster left after 6 p.m will be disposed of by the conference management.

4. Fixing material

All the necessary material will be handed out at the registration desk.

Poster timetable

Wednesday, June 21

CEREBROVASCULAR DISORDERS	(P1-1 to P1-13)	Page 28
EPILEPSY: MEDICAL AND SURGICAL TREATMENT	(P1-14 to P1-52)	Page 28
FOETAL NEUROLOGY	(P1-53 to P1-57)	Page 30
GENETICS	(P1-58 to P1-119)	Page 30
NEURODEVELOPMENTAL	(P1-120 to P1-155)	Page 34
NEURO-ONCOLOGY	(P1-156 to P1-163)	Page 36

Thursday, June 22

EPILEPSY: DIAGNOSIS AND INVESTIGATIONS	(P2-1 to P2-40)	Page 36
INFLAMMATORY DISEASE OF THE NERVOUS SYSTEM	(P2-41 to P2-82)	Page 38
METABOLIC DISORDERS	(P2-83 to P2-142)	Page 40
NEUROPSYCHIATRY	(P2-143 to P2-148)	Page 43
NEUROREHABILITATION	(P2-149 to P2-161)	Page 43

Friday, June 23

BASIC SCIENCE	(P3-1 to P3-2)	Page 44
EPIDEMIOLOGY AND FOLLOW-UP	(P3-3 to P3-20)	Page 44
EPILEPSY: MISCELLANEOUS	(P3-21 to P3-44)	Page 45
MISCELLANEOUS	(P3-45 to P3-89)	Page 46
MOVEMENT DISORDERS	(P3-90 to P3-111)	Page 48
NEUROMUSCULAR	(P3-112 to P3-163)	Page 49

• POSTER PRESENTATIONS •

• Wednesday, June 21

// CEREBROVASCULAR DISORDERS

- P1 -1** **Ballismus as a Rare Presenting Sign of Pediatric Ischemic Stroke: Case Report and Review of the Literature**
A. Jimenez-Gomez, M. Parnes, United States
- P1 -2** **Long-term functional and cognitive outcomes after pediatric stroke**
Sh. Shamansurov, N.Tulyaganova, S.Nazarova, P.Usmanova, Uzbekistan
- P1 -3** **Psychoneurological characteristic of children with connective tissue dysplasia**
T. Bergelson, V. Mashin, L. Belova, A. Proshin, B. Kostishko, N. Belova, I. Abdulaev, I. Kostishko, K. Muradhanova, Russia
- P1 -4** **Pediatric stroke and epileptic syndrome in Ukrainian patients**
N. Smulska, I. Nicolaenko, A. Nechai, Ukraine
- P1 -5** **Cerebral Cavernous Malformation in the Emergency Department**
C. Brittain, G. Ambegaonkar, UK
- P1 -6** **Severe chorea revealing a large precerebral vessels vasculopathy with Moyamoya syndrome**
F. Bastos, A. Theodoropoulou, E. Roulet-Perez, S. Lebon, Switzerland
- P1 -7** **Genetic background of moyamoya syndrome: report of 3 new cases**
S. Gueden, M. Gibaud, J. Durigneux, M. Delion, E. Colin, P. Van Bogaert, France
- P1 -8** **Cerebral venous thrombosis a rare complication of ulcerative colitis - case report**
E. Marušić, A. Ursic, R. Despot, M. Simunovic, M. Lahman Doric, V. Zitko, Croatia
- P1 -9** **Cerebral Venous Thrombosis in pediatric patients – clinical and imaging aspects**
S. Dana, C. Sandu, D. Mavrodin, N. Butoianu, C. Iliescu, D. Barca, M. Budisteanu, C. Burloiu, D. Craiu, Romania
- P1 -10** **Perinatal arterial ischaemic stroke – a multi-level collaborative retrospective study in the East of England**
M.C.M. Wong, K. Gallagher, S. Foulkes, T. Austin, M. Chitre, UK
- P1 -11** **Basal Ganglia stroke in pediatric population: single center experience**
T. Giacomini, S. Uccella, C. Croci, G. Prato, M. Bertamino, L. Banov, D. Tortora, M. Severino, P. Lanteri, Italy
- P1 -12** **Acute and retrospective diagnosed neonatal arterial ischemic stroke: presentation, risk factors, evaluation and outcome**
D. Munoz, M.J. Hidalgo, F. Balut, M. Troncoso, S. Lara, P. Parra, A. Barrios, Chile
- P1 -13** **Pediatric arterial ischemic stroke: clinical presentation, risk factors and pediatric nih stroke scale in a serie of patients**
D. Munoz, M.J Hidalgo, F. Balut, M. Trocoso, S. Lara, Chile

• Wednesday, June 21

// EPILEPSY: MEDICAL AND SURGICAL TREATMENT

- P1 -14** **Pyridoxine Dependent Epilepsy: Is late onset a predictor for favorable outcome?**
LA. Bok, RLP. de Rooy, FJ. Halbertsma, EA. Struys, FJ. van Spronsen, RJ. Lusing, HM. Schippers, PM. van Hasselt, B. Plecko, G. Wohlrab, S. Wahlen, JF. Benoist, S. Valence, The Netherlands
- P1 -15** **A comparision of buccal midazolam and intravenous diazepam in acute treatment of seizures in children**
B. Bagale, R. Chapagain, Nepal
- P1 -16** **Acute rhabdomyolysis associated with levetiracetam therapy in a child**
F. Incecik, O. M. herguner, S. Besen, Turkey
- P1 -17** **Valproic acid-induced thrombocytopenia**
R. Ibadova, Azerbaijan
- P1 -18** **The use of levetiracetam at tertiary referral paediatric epilepsy center in Croatia**
J. Radic Nisevic, I. Prpic, V. Vujcic, Croatia
- P1 -19** **Analysis of the outcomes of pregnancy in women with epilepsy exposed to eslicarbazepine acetate**
R. Costa, L. Magalhães, J. Graça, M. Vieira, H. Gama, J. Moreira, F. Rocha, P. Soares-da-Silva, Portugal
- P1 -20** **Design and Methods of Study 311: An Open-Label, Multicenter Study of Perampanel Oral Suspension in Pediatric Subjects (Ages 4 to <12 Years) with Inadequately Controlled Partial Seizures or Primary Generalized Tonic-Clonic Seizures**
J. Wheless, A. Nayudu, F. Bibbiani, A. Laurenza, A. Patten, B. Rege, USA
- P1 -21** **Circulating autoantibodies in unselected children with new-onset seizures**
C.M. Korff, A.N. Datta, G. Ramelli, F. Maréchal-Rouiller, C. G. Bien, S. Garcia-Tarodo, Switzerland
- P1 -22** **Cardiovascular safety of long-term, low-dose fenfluramine use in Dravet syndrome; where are we now?**
A-S. Schoonjans, F. Marchau, B. Paelinck, L. Lagae, B. Ceulemans, Belgium

• POSTER PRESENTATIONS •

• Wednesday, June 21

// EPILEPSY: MEDICAL AND SURGICAL TREATMENT

- P1 -23** **Modified Atkins diet (MAD) in children with refractory epilepsy - our experience**
I. Prpic, J. Radic Nišević, M. Obrovac Gliši, I. Kolic, J. Begic, J. Margetic, Croatia
- P1 -24** **Sustained reduction in seizure frequency with adjunctive everolimus for treatment-refractory seizures associated with tuberous sclerosis complex (TSC) in children under 6 years of age: Results from the phase 3 EXIST-3 extension phase**
P. Curatolo, D. N. Franz, J. A. Lawson, Z. Yapici, H. Ikeda, T. Polster, R. Nabbout, P. J. de Vries, D. J. Dlugos, J. Fan, S. Peyrard, D. Pelov, M. Voi, J. A. French, Italy
- P1 -25** **A retrospective audit of eslicarbazepine acetate (Zebinix) use an Irish Paediatric population**
A. Connolly, S. Crowley, B. Lynch, D. WM Webb, A. Connolly, S. Crowley, B. Lynch
Ireland
- P1 -26** **A national retrospective study of the efficacy and tolerability of Levetiracetam (Keppra) as a first line monotherapy in childhood epilepsy: The Irish prospective**
A. Connolly, M. Quirke, S. Crowley, E. Hayes, C. Hurley, M. Keegan, G. Griffin, D. WM Webb, A. Connolly, D. Webb, M. Quirke, S. Crowley, C. Hurley, E. Hayes, Ireland
- P1 -27** **Resective Surgery in Children with Focal Cortical Dysplasias : A Single Center Experience**
C. Gunbey, B. Bilginer, K. Karl Oguz, E. Lay Ergun, F. Soylemezoglu, N. Akalan, M. Topcu, G. Turanl, D. Yaln zoglu, Turkey
- P1 -28** **Perampanel in children with refractory epilepsy**
A. Korona, A. Stamati, S. Mouskou, A. Garoufi, G. Vartzelis, Greece
- P1 -29** **Ultrasonic Vagal Nerve Assessment During Vagal Nerve Stimulation (VNS) in Children, A Pilot Study**
R.J. Verbeek, J.H. van der Hoeven, O.F. Brouwer, D.A. Sival, The Netherlands
- P1 -30** **Vagal nerve stimulation therapy: outcomes in all Slovenian pediatric patients from 2005 to 2015**
Z. Rener-Primec, N. Kajdic, A. Kavcic, Slovenia
- P1 -31** **Pyridoxine Dependent Epilepsy presenting as recurrent status epilepticus associated with febrile illness**
G. Ambegaonkar, N. Cholidis, UK
- P1 -32** **Longitudinal change of Thyroid hormone levels in children with epilepsy on ketogenic diet**
Y-J. Lee, Y. Mi Kim, G. Min Yeon, J. Hyun Kong, S. Ook Nam, South Korea
- P1 -33** **Treatment of epilepsy of infancy with migrating focal seizures associated with a novel CDKL5 mutation with potassium bromide**
O. Ünver, G. Yeşil, Z. Özger, G. Sağer, G. Thomas, B. Kutlubay, D. Türkođan, Turkey
- P1 -34** **TSC cases in Kazakhstan: treatment approaches**
A. Akhanova, A. Jaxybayeva, R. Kenzhegulova, L. Baigazieva, Kazakhstan
- P1 -35** **Alternative medications for epilepsy of infancy with migrating focal seizures; potassium bromide and ketogenic diet**
I. Polat, M. Ayanoglu, D. Okur, P. Edem, C. Paketci, E. Bayram, U. Yis, S. Hiz Kurul, D. Eylul, Turkey
- P1 -36** **Hemispherotomy is a successful treatment of the CSWS-related cognitive decline in children with congenital hemiparesis regardless of seizure control: a case study with prospective electrophysiological and neuropsychological assessment**
R. Santalucia, H. Slama, P. Van Bogaert, A. Aeby, Belgium
- P1 -37** **Eslicarbazepine acetate pharmacokinetic population analysis in children with epilepsy**
A. Falcão, F. Rocha, P. Soares-da-Silva, Portugal
- P1 -38** **Eslicarbazepine acetate as add-on therapy for focal seizures in children: an integrated evaluation**
C. Chiron, J. H. Cross, M. Feucht, S. Auvin, F. Rocha, J. Moreira, P. Soares-da-Silva, France
- P1 -39** **A placebo-controlled trial of eslicarbazepine acetate add-on therapy for focal seizures in children**
F. Kirkham, S. Auvin, F. Rocha, J. Moreira, P. Soares-da-Silva, UK
- P1 -40** **Antiepileptic treatment in Dravet syndrome: an additional complexity for the families**
I. Dabaj, N. Coqué, N. Chemaly, R. Nabbout, France
- P1 -41** **Rufinamide in patients with childhood onset intractable epilepsy**
H-J. Ahn, Y-S. Kwon, M-S. Yum, H-R. Yeh, T-S. Ko, South Korea
- P1 -42** **The effect of clobazam treatment in refractory epilepsies is reversible?**
A. Cansu, T. Kamaşak, E. Acar Arslan, S. Şahin, B. Diler Durgut, Turkey
- P1 -43** **Efficacy of Pulse Methylprednisolone vs Adrenocorticotrophic hormone in children with West Syndrome: An open-label pilot trial**
P. Singhi, A. Gupta, M. Rajpurohit, A. Gahlot Saini, India

WELCOME

Tuesday
June 20

Wednesday
June 21

Thursday
June 22

Friday
June 23

Saturday
June 24

Pre-congress
Symposium

Posters

Industry
Symposia

General
Information

• POSTER PRESENTATIONS •

• Wednesday, June 21

// EPILEPSY: MEDICAL AND SURGICAL TREATMENT

- P1 -44** Short-term efficacy and safety of perampanel in patients with drug resistant epilepsy
Y. Hye-Ryun, K. Min-Jee, Y. Mi-Sun, K. Tae-Sung, South Korea
- P1 -45** Growth patterns on Ketogenic Diet therapy – a retrospective study
M. Chitre, N. Mills, Z. Dowd, A. Parker, A. Maw, H. Champion, UK
- P1 -46** RUFIPRAT: A retrospective study on the everyday clinical use of Rufinamide in children with refractory epilepsy
C. Milleret, E. Losito, S. Auvin, C. Di Meglio, C. Cancès, F. Dubois, H. Doudoux, R. Nabbout, M. Milh, L. Verceuil, Z. Gokce-Samar, E. Panagiotakaki, A. Arzimanoglou, France
- P1 -47** Pyridoxine dependent seizures in a hypoxic ischemic neonate caused by birth trauma
Y. Topcu, E. Gultekin, E. Erbayat, G. Turanlı, Turkey
- P1 -48** High phenotypic intra-familial variability of pyridoxine-dependent epilepsy
I. Toldo, C. Bonardi, L. Pellizzari, G. Talenti, A. Murgia, S. Sartori, Italy
- P1 -49** Effect of antiepileptic drugs on bone mineral density in pediatric epilepsy patients
J. Hyun Bin, G. Kim, S. Yun Chung, South Korea
- P1 -50** Impact of the implantation of the vagus nerve stimulator on the quality of life and the reduction of epileptic seizures in Spanish pediatric population
M.J. González, J. Aparicio, G. García Fructuoso, A. Ramirez Camacho, A. Ulate Campos, V. San Antonio, Spain
- P1 -51** Treatment of Super Refractor Nonconvulsive Status Epilepticus and Propofol infusion syndrome
D. Yuksel, S. Kesici, U. Oztoprak, C. Genc Sel, H. Kayilioglu, O. Dedeoglu, A. Danis, O. Koken, Turkey
- P1 -52** Oromucosal midazolam in patients with prolonged acute convulsive seizures: an Italian experience
P. De Liso, M. Trivisano, N. Pietrafusa, L. De Palma, R. Cusmai, F. Antonucci, N. Specchio, F. Vigevano, Italy

• Wednesday, June 21

// FOETAL NEUROLOGY

- P1 -53** Understanding preterm birth: Sjögren-Larsson Syndrome as a model
P. Staps, J. Fuijkschot, M. Hogeveen, The Netherlands
- P1 -54** Corpus callosum agenesis with clinically normal people caused by DCC mutations. Prenatal implication
T. Billette de Villemeur, S. Valence, D. Heron, S. Heide, B. Keren, C. Nava, V. des Portes, C. Garel, E. Blondiaux, A. Afeñjar, C. Mignot, A. Rastetter, C. Depienne, M-L Moutard, France
- P1 -55** Diagnosis and outcomes of continued pregnancies despite a diagnosis of severe fetal pathology: A French multicenter retrospective study
M. Bourdens, J. Tandonnet, L. Renesme, B. Tosello, France
- P1 -56** Diagnostic Approach and Therapeutic Management of Children Affected by Congenital Cerebellar Disorders
J. Belleville Goffeney, C. Paris, E. Bernard, E. Boucher, N.C. Billon Grand, D. Pastor Harper, A. Ridley, L. Burglen, D. Amsallem, France
- P1 -57** Cardiac rhabdomyomas - the importance of prenatal diagnosis for tuberous sclerosis
A. Mitel, C. Burloiu, Romania

• Wednesday, June 21

// GENETICS

- P1 -58** Genetic investigation of sudden unexpected death in epilepsy cohort by panel target resequencing
P. Striano, M. Coll, O. Campuzano, A. Oliva, Italy
- P1 -59** Methylome analysis for spina bifida shows SOX18 hypomethylation as risk factor with evidence for a complex (epi)genetic interplay to affect neural tube development
A. Roctus, R. Winand, G. Laenen, B. Izzi, C. Wittevrongel, Y. Moreau, C. Verpoorten, K. Jansen, C. Van Geet, K. Freson, Belgium
- P1 -60** A case of congenital insensitivity to pain with anhidrosis presenting as a febrile convulsion
F. Incecik, O. M Herguner, S. Besen, Turkey
- P1 -61** Mitochondrial membrane protein associated neurodegeneration in a Turkish patient
F. Incecik, O. M Herguner, S. Besen, Turkey
- P1 -62** Shogren Larson disease, a rare disease. Case report from Azerbaijan
R. Ibadova, Azerbaijan
- P1 -63** 16p11: Description of the behavioral and morphological phenotype of a «mirror» syndrome
A. Amado, N. Freiria, A. Reparaz, M. O. Blanco, N. Martínez, Spain

• POSTER PRESENTATIONS •

• Wednesday, June 21

// GENETICS

- P1 -64** eIF2B-related multisystem disorder in two sisters with atypical presentations
J. Sook Lee, South Korea
- P1 -65** A novel pathogenic mutation in the HIVEP2 gene in a patient with Angelman-like syndrome and hyperphagia
A. S. Pereira, J. C. Rocha, R. Pfundt, M. J. N. Sá, Portugal
- P1 -66** A Patient with Delayed Development Resulting from De Novo Duplication of 7q36.1-q36.3 and Deletion of 9p24.3
O. Ja-Young, J. Dae-Hyun, K. Myungshin, South Korea
- P1 -67** Phenotype of 1p36.11-p35.3 interstitial deletion encompassing AHDC1 gene
H-Y. Park, D-H. Jang, M. Kim, W. Jang, South Korea
- P1 -68** A case report of a patient with interstitial duplication of 10p12.1 and 15q11.2q13.1
H-Y. Park, D-H. Jang, M. Kim, South Korea
- P1 -69** A rare cause of brachial plexopathy after vaccination: hereditary neuralgic amyotrophy
H. M. Serin, S. Yilmaz, G. Serdaroglu, H. Tekgul, S. Gokben, Turkey
- P1 -70** Deleterious variants in TRAK1 disrupt mitochondrial movement and cause fatal infantile encephalopathy
B. Ben-Zeev, O. Barel, C. Malicdan May, O. Atawa, E. Cohen Ganelin, G. Heimer, A. Nissenkorn, C. Hoffman, J. Kandel, M. Schrader, D. M. Eckmann, Y. Anikster, Israel
- P1 -71** NR4A2 causes an autism spectrum disorder
H. Verhelst, P. Verloo, A. Dheedene, B. Callewaert, B. Menten, Belgium
- P1 -72** Mutations in the iron sulphur cluster assembly gene IBA57 cause a cavitating leukodystrophy associated with a variable phenotype
LMC. Green, I. Berry, D. Warren, M. Kaliakatsos, K. Pysden, JH. Livingston, UK
- P1 -73** Next generation sequencing of a large panel of genes is efficient for diagnosis of children with myopathies and muscular dystrophies, especially for early and / or atypical cases
K. Yauy, U. Walther-Louvier, R. Juntas-Morales, C. Cancas, C. Espil, G. Sole, M-C. Arne-Bes, P. Cintas, D. Renard, D. Lacourt, N. Leboucq, E. Uro-Coste, M-L. Martin Negrier, V. Rigau, E. Bieth, C. Goizet, C. Coubes, M. Koenig, F. Rivier, M. Cossee, France
- P1 -74** A case report of patient with Sotos syndrome caused by a Novel intragenic mutation in NSD1
N-E. Jeon, D-H. Jang, South Korea
- P1 -75** A novel thymidine phosphorylase mutation in a pediatric patient diagnosed as MNGIE
P. Perk, A. Ozcelik, K. Karaer, G. Yucel, Turkey
- P1 -76** 8q21.11 Microdeletion Syndrome Detected by Array CGH : A Case report
H-Y. Park, S.Y. Jun, A. Cho, J.H. Park, South Korea
- P1 -77** C21orf131 gene-Related 21q21.1 Microdeletion patient with Global Developmental Delay: A Case report
A. Cho, J. H. Park, M. S. Kim, W. R. Jang, South Korea
- P1 -78** Next-Generation Sequencing (NGS) is a powerful tool to improve diagnostic yield in Intellectual Disability
A. Labalme, N. Chatron, M. Till, M.P. Cordier, M. Rossi, A. Putoux, L. Pons, V. des Portes, P. Edery, D. Sanlaville, G. Lesca, France
- P1 -79** Mapping of chromosomal balanced rearrangements by whole-genome sequencing identifies genes involved in epilepsy
J. Masson, F. Diguët, P.A. Rollat-Farnier, S. Mazoyer, G. Lesca, V. Kremer, E. Flori, M.F. Portnoi, J.P. Siffroi, S. Valence, M. Till, P. Edery, D. Sanlaville, C. Schluth-Bolard, France
- P1 -80** 6q22.1 deletion is associated with epilepsy and abnormal movements
C. Schluth-Bolard, E. Flamand-Roze, A. Masurel, L. Olivier-Faivre, P. Callier, P. Charles, B. Keren, N. Guillot, A. Labalme, D. Sanlaville, F. Mochel, V. Des Portes, G. Lesca, France
- P1 -81** Novel mutation (c.8725T>C) in two siblings with late-onset LAMA2-related muscular dystrophy
D.-H. Jang, South Korea
- P1 -82** A novel in-frame deletion of OPHN1 in a family with syndromic X-linked mental retardation
V. Brankovic, S. Nuovo, A. Zekavica, A. Micalizzi, A. Poretti, E.M. Valente, Serbia
- P1 -83** Epileptic encephalopathy caused by BRAT1 mutations: description of a novel patient
A. Putoux, N. Chatron, A-S. Eyraud-Rousselle, A. Labalme, N. Streichenberger, D. Meyronet, J. De-Regnauld-De-Bellescize, D. Sanlaville, P. Edery, G. Lesca, France
- P1 -84** Mosaic Variegated Aneuploidy Syndrome: case report of two brothers
T. Dery, N. Chatron, A. Alqahtani, M. Pugeat, M. Nicolino, M. Till, G. Lesca, P. Edery, D. Sanlaville, C. Schluth-Bolard, A. Putoux, France

WELCOME

Tuesday
June 20

Wednesday
June 21

Thursday
June 22

Friday
June 23

Saturday
June 24

Pre-congress
Symposium

Posters

Industry
Symposia

General
Information

• POSTER PRESENTATIONS •

• Wednesday, June 21

// GENETICS

- P1 -85** **Not only Dravet Syndrome - how broad the phenotypic spectrum of SCN1A mutations may be?**
D. Hoffman-Zacharska, I. Terczynska, P. Gorka-Skoczylas, R. Tataj, T. Mazurczak, A. Winczewska-Wiktor, D. Antczak- Marach, J. Paprocka, E. Głuszkiewicz, E. Szczepanik, Poland
- P1 -86** **Sleep in Mowat-Wilson Syndrome (MWS): clinical and polysomnographic study.**
E. Ricci, V. Di Pisa, F. Provini, S. Ubertiello, S. Bonetti, I. Ivanovski, S.Caraffi, E. Bascelli, E. Franzoni, L. Garavelli, D.M. Cordelli, Italy
- P1 -87** **CentolCU™: A time sensitive targeted panel approach for genetic testing in neonatal and pediatric intensive care units**
T. Böttcher, S. Kishore, G. Oprea, O.Paknia, F. Vogel, N. Nahavandi, P. Bauer, A. Rolfs, A. Narravula, Germany
- P1 -88** **Potocki-Lupski syndrome patients with delayed development and autistic nature: case reports**
S. E. Jung, B. Y. Hong, South Korea
- P1 -89** **Autonomic functions in patients with congenital myastenic syndrome due to mutations in the acetylcholine receptor epsilon subunit**
C. Gunbey, K. Sel, H. Aykan, B. Konuskan, C. Temucin, B. Anlar, Turkey
- P1 -90** **Whole exome sequencing in the diagnosis of neuropaediatric diseases**
K. Anagnostopoulou, R. Pons, A. Dinopoulos, G. Vartzelis, A. Gika, E. Skouteli, S. Mouskou, M. Spanou, M. Giorgi, A. Staphanede, H. Kontos Greece
- P1 -91** **Novel pathological variants in TBC1D24: early onset epileptic encephalopathy and sensorineural deafness**
V. Ballesteros Cogollos, F. Martinez Castellano, R. Gómez Fornell, P. Smeyers Durá, M. Tomás Vila, Spain
- P1 -92** **Clinical Course of MECP2-related Disorders in Male Patients**
T. Kovacevic, P. Zacher, Th. Mayer, Germany
- P1 -93** **Extremely severe vermis hypoplasia: a good clue for pontocerebellar hypoplasia type 8 diagnosis**
D. Haye, L. Perrin, S. Valence, D. Rodriguez, L. Burglen, France
- P1 -94** **Non progressive congenital ataxia or early onset slowly progressive ataxia? identification of novel compound heterozygous variants in MRE11A (ataxia telangiectasia like disorder) in one patient confirms the clinical utility of exome sequencing**
S. Valence, T. Billette De Villemeur, D. Stoppa Lyonnet, A. Fievet, D. Rodriguez, L. Burglen, France
- P1 -95** **Clinical spectrum of DiGeorge Syndrome – experience of a single center**
C. Angheliescu, D. Barca, M. Budisteanu, E. Iluca, D. Craiu, Romania
- P1 -96** **Genotype-phenotype variability of DARS mutations**
M. T. Ong, J. Willoughby, D. Connolly, A. Fadilah, S. R. Mordekar, D. S. Johnson, UK
- P1 -97** **Spinocerebellar ataxia type 29 in 2 siblings manifesting as coQ10 deficiency**
M. Spanou, K. Anagnostopoulou, A. Stephanede, M. Tsirouda, M. Giorgi, M. Koutsaki, R. Artuch, A. Dinopoulos, Greece
- P1 -98** **Neurodevelopment disorders and Array-CGH: sensitivity and specificity using a checklist as criteria for performing a genetic test**
A. Amado Puentes, A. Reparaz Andrade, A. Del Campo García, M. Oscar Blanco Barca, C. Torreira Banzas, V. Del Campo Pérez, J. Ramón Fernández Lorenzo, Spain
- P1 -99** **Biallelic variants in the CACNA1A gene resulting in infantile epileptic encephalopathy, global developmental delay and cortical visual impairment**
VMY. Wong-Spracklen, O. Spasic-Boskovic, K. Baker, A. Maw, UK
- P1 -100** **A novel familial mutation in Alexander disease with marked variation in clinical severity**
M. A. Karalexi, K. Anagnostopoulou, M. Spanou, S. Mouskou, M. Giorgi, M. Tsirouda, A. Dinopoulos, Greece
- P1 -101** **Complex phenotype associated with mutation in the TANGO2 gene**
L. De Meirleir, M. D'Hooghe, M.De Rademaeker, K.Stouffs, A.Geldhof, S. Seneca, Belgium
- P1 -102** **DIAPH1 homozygous mutation associated with Microcephaly, Blindness, and Seizures**
H. Acer. M. Canpolat, G.K.Özçora, S.Kumandaş, Turkey
- P1 -103** **MPPH and MCAP syndromes: Don't forget the hypoglycaemia!**
T. Smallbone, D. Ram, J. Tan, S. West, S. Douzgou, UK
- P1 -104** **Bi-allelic mutations in COL3A1 encoding the ligand to GPR56 are associated with cobblestone-like cortical malformation, white matter changes and cerebellar cysts**
A. C. Jansen, L. Vandervore, I. Tanyalçin, T. Vanderhasselt, F. Roelens, M. Holder-Espinasse, A. Jørgensen, M. G. Pepin, F. Petit, P. Khau Van Kien, N. Bahi-Buisson, W. Lissens, A. Gheldof, P. H. Byers, K. Stouffs, Belgium

• POSTER PRESENTATIONS •

• Wednesday, June 21

// GENETICS

- P1 -105** **Is Aicardi Syndrome truly linked to a mutation on X- Chromosome?**
M.Cavallin, P.Nitschké, JB Petit, V. Meyer, R.Olaso , F.Darra, E.Fiorini, S.Lebon, PA Veggiotti, F. Vigevano, S.Gataullina, M.Bourgeois, A. Arzimanoglou, N. Epatashvili, I.Desguerre, O. Dulac, B.Dalla Bernardina, N. Bahi-Buisson, France
- P1 -106** **Case report: Huntington's disease in four years old male**
G.A. Souza, G.B. Sandim, L.R.Giuliani, Brazil
- P1 -107** **Basal ganglia involvement in ARX gene mutated patients: the reason for very specific grasping in ARX mutated patients ?**
A. Curie, G. Friocourt, V. des Portes, A. Roy, T. Nazir, A. Brun-Laurisse, A. Cheylus, P. Marcocelles, K. Retzepe, N. Maleki, G. Bussy, Y. Paulignan, A. Reboul, D. Ibarrola, J. Kong, N. Hadjikhani, A. Laquerrière, R. Gollub, France
- P1 -108** **De novo mutations in KIF1A in 2 patients with congenital ataxia**
A. Afejar, T. Billette de Villemeur, C. Mignot, A. Guet, B. Keren, S. Valence, C. Garel, L. Burglen, France
- P1 -109** **Whole exome sequencing in patients with inherited white matter disorders**
I.Dorboz, F. Renaldo, K.Boussaid, S. Samaan, D.Tonduti, E.Eymard-Pierre, M. Elmaleh, D. Rodriguez, O. Boespflug-Tanguy, France
- P1 -110** **Three new cases of Asparagine Synthetase Deficiency: confirmation of a poor neurological outcome and a new molecular mechanism**
M. Faucher, A. Putoux, C. Francannet, AL. Poulat, N. Chatron, C. Aquaviva, A. Labalme, C. Schluth-Bolard, M. Till, C. Saban, V. Desportes, D. Sanlaville, P. Edery, G. Lesca, France
- P1 -111** **Two new mutations in POLR1C gene cause hypomyelinating leukodystrophy**
C. Di Meglio, V. Delague, M. Milh, B. Chabrol, France
- P1 -112** **SETD5 haploinsufficiency phenotypic refinement: expanding the range of chromatin disorders**
N. Chatron, G. Lesca, M. Till, A. C. Hurst, A. Boogaerts, H. Journal, A. Claude Tabet, J. Thevenon, B. Isidor, M. Vincent, J. Amiel, M. Rio, S. Moutton, S. Naudion, E. Lasseaux, G. Morin, L. Olivier-Faivre, D. Sanlaville, V. Malan, D. Genevieve, France
- P1 -113** **Genetic aspects of the association of Mowat Wilson Syndrome with brain tumours in a patient**
J.A. Paz, I.P. Barcelos, O.K. Okamoto, Brazil
- P1 -114** **An ataxia of not so obvious cause**
A. García-Oguiza, E. Domínguez-Garrido, C. Toledo-Gotor, C. Garcia-Muro, M. Lopez, A. Olloqui-Escalona, B. Riaño-Mendez, I. Esteban-Díez, J.M. Sanchez-Puentes, I. Saenz-Moreno, V. Jimenez-Escobar, Spain
- P1 -115** **Developmental trajectories of 31 French Creatine Transporter Deficiency (SLC6A8) patients: new insights into outcome measures selection**
L. Lion-François, V. Valayannopoulos, N. Perreton, M. Gavanon , N. Touil, A. Brun-Laurisse, H. Halep, D. Cheillan, L. Roche, C. Mercier, P. Roy, A. Brassier, M.P. Reymond , P. de Lonlay, B. Chabrol, B. Kassai, V. des Portes, A. Curie, France
- P1 -116** **Submicroscopic genetic alterations detected by the array-CGH technique in a population of patients suffering from the autistic spectrum disorder**
C. Escofet, C. Fernández, E. Gabau, M.Guitart, M.Fabregat, M. Torras, Spain
- P1 -117** **New syndrome associated with ATP8A2 gene mutations: encephalopathy, intellectual disability, severe hypotonia, chorea and optic atrophy Whole-exome sequencing role in the diagnosis of new diseases**
S. Quintas, O. Moldovan, T. Proença dos Santos, A. Levy, Portugal
- P1 -118** **New insight in ARX-mutated patients' language specific impairment and underlying FOXP1 dysregulation**
A. Curie, G. Friocourt, S. Bertrand, F. Rochefort, N. Loaëc, A. Reboul, T. Nazir, A. Brun-Laurisse, A. Cheylus, G. Bussy, Y. Paulignan, A. Toutain, I. Mortemousque, B. Gilbert-Dussardier, F. Prieur, R. Touraine, N. Hadjikhani, R. Gollub, I. Bobillier-Chaumont, V. des Portes, France
- P1 -119** **X Fragile syndrome: correlation between genotype and behavioral phenotype**
P. Santander, M. Troncoso, D. Muñoz, A. Mendez, L. Troncoso, A. Barrios, L.Herrera, Chile

WELCOME

Tuesday
June 20

Wednesday
June 21

Thursday
June 22

Friday
June 23

Saturday
June 24

Pre-congress
Symposium

Posters

Industry
Symposia

General
Information

• POSTER PRESENTATIONS •

• Wednesday, June 21

// NEURODEVELOPMENTAL

- P1 -120** Brain imaging and neurodevelopmental outcome of Group B streptococcal meningitis in neonates
L.A. Bok, J.M.S. Martis, F.J.J. Halbertsma, H. van Straaten, F. Groenendaal, The Netherlands
- P1 -121** Disparities in developmental trajectories of visuo-spatial constructive ability in Williams syndrome patients with typical deletion on chromosome 7q11.23
M. Nakamura, Y. Muramatsu, N. Kurahashi, Y. Tokita, S. Mizuno, Japan
- P1 -122** Application of Array Comparative Genomic Hybridization in Korean Children Under Six Years Old with Global Developmental Delay
K. Y. Lee, E. Shin, South Korea
- P1 -123** Possible protective effects of docosahexaenoic acid (DHA) in combined prenatal exposure to methylmercury and long chain polyunsaturated fatty acids (LCPUFA)
J. Radic Nisevic, I. Prpic, P. Vukelic, Z. Spiric, M. Horvat, Croatia
- P1 -124** General movements at term and fidgety age in relation to neurological outcome in a group of twins
T. Dostanic, B. Sustersic, D. Paro-Panjan, Slovenia
- P1 -125** High grade intraventricular hemorrhage in preterm infant - risk factors and outcome
I. Kolic, J. Radic Nisevic, I. Prpic, Croatia
- P1 -126** Neurodevelopmental Profile of First Time Attenders at a Tertiary Developmental Paediatrics Service in South Africa during 1 January 2016 to 31 December 2016
J. Venketramen, R. Petersen, K.A. Donald, South Africa
- P1 -127** The causal relationship between fidgeting, listening comprehension and cognitive problems in children with Neurofibromatosis Type 1
L. Lion-François, I. Tapiero, C. Madelaine, P. Mathey, E. Peyric, G. A. Michael, France
- P1 -128** Cerebral palsy features in infants born at 32-36 weeks in relation to neonatal morbidity
N. Smyrni, E. Strataki, M. Petra, I. Nikaina, M. Gontika, H. Bouza, G. Damianos, H. Skouteli, S. Mastrogianni, A. Dinopoulos, M. Tzaki, A. Papavasiliou, Greece
- P1 -129** General Movement Assessment and Neuromotor Outcomes in high risk infants
H. W. Lee, C. S. Chae, M. H. Han, A Ra Jo, J.H. Park, South Korea
- P1 -130** Risk factors for epilepsy in cases with cerebral palsy: A retrospective study
F. Gürkan, M. Serin, S. Yılmaz, G. Serdaroğlu, H. Tekgül, S. Gökben, Turkey
- P1 -131** Reelin blood levels as a marker of some types of autistic spectrum disorders (ASD)
F. Carratala-Marco, I Cuchillo-Ibañez, J. Sáez-Valero, P. Andreo-Lillo, Spain
- P1 -132** Quality of life among the parents of South African children with autistic spectrum disorder
A. Alhazmi, R. Petersen, K. A. Donald, South Africa
- P1 -133** Nutritional status and clinical characteristics of paediatric patients with cerebral palsy in Turkey
K. Aydin, Turkey
- P1 -134** APO E genotype and Cerebral Palsy
E. Gumus, O. Cilingir, C. Yazar, K. Bora Carman, M. Ozdemir, O. Kocak, S. Lacinel Gurlevik, S. Artan, B. Durak Aras, Turkey
- P1 -135** Unbalanced translocation affecting the long arms of chromosomes 10 and 22 causes complex syndromes with very severe neuro-developmental delay, speech impairment, autistic behavior and epilepsy
E. G Coci, A. Auhuber, A. Langenbach, K. Mrasek, J. Riedel, A. Leenen, T. Lücke, T. Liehr, Germany
- P1 -136** A World of Opportunity: Survey of Neurosurgical Spina Bifida Care Across the Globe
A. Jimenez-Gomez, H. Castillo, C. Burckart, J. Castillo, United States
- P1 -137** Screening tool for the detection of Specific Learning Disorders
J. A. Luna Padilla, Mexico

• POSTER PRESENTATIONS •

P1 -138 Infantile tremor syndrome of the tropics: A neurocutaneous syndrome of infantile B12 deficiency?
H. Chaudhary, N. Sankhyan, P. Singhi, S. Verma Attri, P. Bhatia, P. Vaidya, India

P1 -139 TBR1 gene defects and their possible role for cortical malformations
J. Magg, R. Buchert, T. Haack, I. Krägeloh-Mann, Germany

P1 -140 Autism in Bangladesh: Capacity Building of Professionals
M. Mannan, Bangladesh

• Wednesday, June 21

// NEURODEVELOPMENTAL

P1 -141 Neuropsychological Deficits and Correlation With MRI Findings In Tuberous Sclerosis Complex
O. Dedeoglu, M. Cetinkaya, H.N. Ozcan, B.E. Derinkuyu, H. Kayilioglu, A. Aksoy, U. Toprak, C. Genc Sel, E. Aksoy, M. Sabancı, D. Yüksel, S. Ulus, Turkey

P1 -142 Clinical and Neuroradiological profile in Pontocerebellar hypoplasia: A Single-Center Experience
A. Kasinathan, P. Singhi, N. Sankhyan, J. K Sahu, T. van Dijk, India

P1 -143 A Boy With Developmental Delay Probably Due To Trichothiodystrophy: Hair Abnormality As An Important Diagnostic Sign
S. Saygi, M. Durdu, Turkey

P1 -144 Prenatal anti-retroviral exposure : an exploratory study of neurodevelopmental outcome in non-infected 5-years-old children
A. Pham, M. Rajguru, G. Mouchnino, L. Allal, S. Leveille, O. Boespflug-Tanguy, A. Faye, D. Germanaud, France

P1 -145 Severe cortical malformation and acquired cataract – an unusual presentation of DYNC1H1 mutation in twins
K. Otten, F. Bauder, J. Kroell, B. Roethlisberger, Th. Schmitt-Mechelke, Switzerland

P1 -146 Cerebral quantitative DTI and tractography in 25 patients with PLP1-related disorders
C. Sarret, J.J. Lemaire, A. Sontheimer, J. Coste, B. Pereira, B. Roche, O. Boespflug-Tanguy, France

P1 -147 Mental retardation among children with cerebral palsy as observed in Nepal with a small trial with nootropic (MODAFINIL)
R. Thapa, Nepal

P1 -148 PEHO syndrome – the end point of severe epilepsies
M. Chitre, B. Bambrough, A. Parker, G. Woods, UK

P1 -149 Language plasticity after Neonatal Arterial Ischemic Stroke (NAIS): clinical and fMRI evaluation at 7 years of age
L. Hertz-Pannier, V. Delattre, C. Renaud, E. Peyric, L. Drutel, J. Deron, D. Bekha, B. Husson, M. Kossorotoff, S. NGuyen The Tich, M. Dinomais, S. Chabrier, France

P1 -150 European Network on Brain Malformations - Neuro-MIG (COST Action CA16118)
A. C. Jansen, N. Bahi-Buisson, Belgium

P1 -151 Assessment of executive functions in everyday life, among adolescents with Idiopathic Generalized Epilepsies
R. Sarit, Z. Sharon, S. Aharon, E. Shahar, T. Joan, Israel

P1 -152 Brain Functional Connectivity changes 7 years after Neonatal Arterial Ischemic Stroke (NAIS): A resting state fMRI study
L. Hertz-Pannier, V. Delattre, D. Germanaud, D. Bekha, E. Peyric, M. Noulhiane, C. Renaud, M. Kossorotoff, S. Chabrier, M. Dinomais, S. NGuyen The Tich, France

P1 -153 Evaluating Brainstem in Breath-holding spells
G. D. K. Ozcora, S. Kumandaş, A. Sağıroğlu, N. Acer, S. Doğanay, H. Yiğit, M. Canpolat, H. Per, H. Gümüş, Turkey

P1 -154 Analysis of patients with neurodevelopmental disorders in primary paediatric practice in Croatia
H. Živić, Croatia

P1 -155 Novel oligophrenin 1 mutation in a neonate evaluated for possible congenital toxoplasmosis
B. Gnidovec Stražičar, K. Writzl, Slovenia

• POSTER PRESENTATIONS •

• Wednesday, June 21

// NEURO-ONCOLOGY

- P1 -156** Prevalence of central nervous system infections and short term post-operative outcomes of children with brain tumor in University of The Philippines - Philippine General Hospital a five-year retrospective descriptive study
J. O. Ho, The Philippines
- P1 -157** Seizure characteristics and their treatment in pediatric brain tumour patients: a proposal for a service evaluation criteria
C. Pilotto, W.P. Whitehouse, J. Liu, R. Grundy, S. Wilne, D.A. Walker, Italy
- P1 -158** Usefulness of early Electroencephalography (EEG) in acute central nervous system (CNS) complications of children treated for oncohematological disorders
D. Chiarello, G. Magnani, E. Ricci, E. Franzoni, D.M. Cordelli, Italy
- P1 -159** Everolimus treatment in patient with Tuberous sclerosis complex and Giant cell astrocytoma (SEGA) - Kuwait Experience
B. Jocic-Jakubi, A. Al TAwari, L. Cindro Heberle, Serbia
- P1 -160** The Baby with the Vanishing Brain
L. Green, G. Sivakumar, M. Elliott, AM. Childs, UK
- P1 -161** Everolimus Alleviates Obstructive Hydrocephalus Due to Subependymal Giant Cell Astrocytomas
R. Moavero, A. Carai, A. Mastronuzzi, S. Marciano, F. Graziola, F. Vigevano, P. Curatolo, Italy
- P1 -162** Recurrent decrease level of consciousness as first manifestation of high grade glioma
V. García Sánchez, A. Estalella Mendoza, M. Ley Martos, S. Quintero Otero, F. Rubio Quiñones, J. Carlos Flores González, A. Hernández González, P. Rodríguez Campoy, Spain
- P1 -163** Therapy monitoring of mTOR-Inhibitors using 3D reconstruction of SEGA volume, DTI and SVS
S. Samuelli, A. Dressler, G. Gröppel, T. Scholl, M. Feucht, G. Kasprian, Austria

• Thursday, June 22

// EPILEPSY: DIAGNOSIS AND INVESTIGATIONS

- P2 -1** Assessment of the Knowledge of Urban Sri Lankan Young Mothers regarding Febrile Fits
R. Peries, C. Soyza, Sri Lanka
- P2 -2** Febrile seizures clinical features in patients with afterwards epilepsy
L. Shalkevich, A. Kudlatch, Sudan
- P2 -3** Knowledge, attitude and practice of primary school teachers towards epilepsy in Omdurman, Khartoum state 2016
S. Osman El-Amin, Sudan
- P2 -4** Information is power: An interventional study on parents of children with febrile seizures
D. Özalp Kızılay, S. Ayça, M. Polat, Turkey
- P2 -5** EEG changes in rolandic epilepsy under treatment with Levetiracetam and Sulthiame
M. Tacke, Germany
- P2 -6** MELAS presenting as occipital lobe epilepsy: Not all occipital epilepsies are benign
G. Sekhon, D. Muthugovindan, UK
- P2 -7** Rasmussen encephalitis: hard diagnosis, harder therapy
J. Szamosújvári, B. Rosdy, K. Kollár, J. Móser, M. Mellár, É. Kovács, G. Kiss, G. Rudas, Gy. Várallyay, Hungary
- P2 -8** Electroencephalographic (EEG) RECORDING during sleep induced by melatonin
I. Prpic, J. Radic Nisevic, J. Begic, R. Kapovic, I. Kolic, KBC Rjeka, Croatia
- P2 -9** Christianson syndrome: an underestimated cause of electrical status epilepticus in sleep?
M.-L. Mathieu, J. de Bellescize, M. Till, A. Labalme, N. Chatron, D. Sanlaville, K. Ostrowsky-Coste, V. Des Portes, G. Lesca, France
- P2 -10** Value of EEG in management of complex febrile convulsion
E. LW Fung, M. LY Yau, KM. Yam, M. LY Yau, Hong Kong
- P2 -11** Novel homozygous missense mutation in ALDH7A1 causes neonatal pyridoxine dependent epilepsy
E. G Coci, L. Codutti, C. Fink, S. Bartsch, G. Gruning, T. Lücke, I. Kurth, J. Riedel, Germany
- P2 -12** West syndrome due to compound heterozygous QARS mutations
Al. Poulat, G. Lesca, N. Chatron, A. Labalme, V. Des Portes, D. Sanlaville, J. De Bellescize, D. Ville, France
- P2 -13** Relationship between 18F-FDG PET hypometabolism and EEG findings in pediatric focal epilepsy: visual assessment versus statistical parametric mapping (SPM) and surgical implication
A. Russo, G. Scarpini, A. Boni, T. Messana, M. Filippini, M. Santucci, F. Toni, A. Farolfi, I. Bossert, V. Allegri, A. Pini, V. Pettinato, R. Agatti, S. Fanti, G. Gobbi, Italy

● POSTER PRESENTATIONS ●

● Thursday, June 22

// EPILEPSY: DIAGNOSIS AND INVESTIGATIONS

- P2 -14 Idiopathic generalized epilepsies of adolescence: when stop therapy? Role of ambulatory EEG**
T. Giacomini, G. Prato, S. Janis, M. Cataldi, M. Scarpaleggia, E. Sbragia, M. M. Mancardi, Italy
- P2 -15 Role of neuroimaging in children with first unprovoked seizure: A prospective observational study**
Chandrakanta, M. Verma, R. Kumar, S. Koonwar, S. Gupta, A. Parihar, India
- P2 -16 The Changes at Utility of EEG in Childhood**
L. T. Orgun, E. Arhan, K. Aydın, T. Rzayeva, T. Hirfanoğlu, A. Serdaroğlu, Turkey
- P2 -17 Clinical Characters and Prognostic Factors in Childhood occipital lobe epilepsy**
Ji Y. Kwon, South Korea
- P2 -18 Cerebrospinal fluid metabolomics to explore West Syndrome: central role of serine pathways**
E. Lagrue, C. Rullier, H. Blasco, P. Emond, P. Castelnau, France
- P2 -19 EEG appearance before and after VNS implantation in children with refractory epilepsy – initial report**
M. Szmuda, M. Mazurkiewicz-Beldzińska, M. Zawadzka, M. Pawłowicz, A. Matheisel, Poland
- P2 -20 The significance of focal EEG abnormalities in typical absence seizures – long term observations**
M. Mazurkiewicz-Beldzińska, M. Szmuda, M. Zawadzka, M. Pawłowicz, A. Matheisel, M. Szmuda, M. Zawadzka, M. Pawłowicz, A. Matheisel, S. Modrzejewska, Poland
- P2 -21 SDQ screening for mental health conditions in children with epilepsy**
O. Tame, I. Hadjikoumi, G. Colville, M. McGowan, S. Walsh, UK
- P2 -22 Quality of care of children with symptomatic epilepsy with lissencephaly**
G. Valentina Ivanovna, O. Inna Vladimirovna, G. Viktoria Valentinovna, G. Oksana Valentinovna, K. Vugar Raufovich, M. Nadezhda Evgenevna, Russia
- P2 -23 Characteristics of symptomatic epilepsy with schizencephaly**
G. Valentina Ivanovna, O. Inna Vladimirovna, G. Viktoria Valentinovna, G. Oksana Valentinovna, K. Vugar Raufovich, M. Nadezhda Evgenevna, Russia
- P2 -24 Genetic Epilepsy and Sleep – A questionnaire-based study in Georgian population**
T. Ediberidze, S. Kasradze, L. Maisuradze, Georgia
- P2 -25 Autistic spectrum disorders (ASD), disruptive behaviours and abnormal EEGs. Should we use antiepileptic drugs (ADs)?**
F. Carratala-Marco, P. Andreo-Lillo, M. García-Navarro, C. Pastore-Olmedo, J. Barragan-Ortiz, F. Fenollar-Ivañez, Spain
- P2 -26 Epilepsy with myoclonic atonic seizures: is there an intermediate outcome group?**
S. Lebon, J. Kalser, C. Mayor, E. Roulet, Switzerland
- P2 -27 Paediatric status epilepticus: identification of prognostic factors using the new ILAE classification**
N. Specchio, M. Bellusci, M. Trivisano, N. Pietrafusa, L. de Palma, L. Fusco, S. Cappelletti, I. Tondo, P. De Liso, F. Vigeveno, Italy
- P2 -28 Phenotypic profiles in patients with epilepsy-related to SCN1A mutations**
P. Gencpinar, N. Olgac Dundar, P. Arican, D. Cavusoglu, O. Ozer Kaya, Turkey
- P2 -29 Clinical utility of Gene Panels Testing in Childhood-Onset Epilepsy**
ML. Yeap, M. O. E. Babiker, N. Forrester, R. Loh, U.K
- P2 -30 AP4M1 mutations in patients with epilepsy**
Mt. Abi Warde, A. De St Martin, R. Touraine, F. Ramond, J. Chelly, France
- P2 -31 Whole-exome sequence sometimes may be the only diagnostic method in Infantile spasms**
M. Canpolat, G. Demet Kaya Ozcora, S. Kumandaş, Turkey
- P2 -32 Non-epileptic paroxysmal events vs seizures – the value of video-EEG monitoring in children aged 0-3**
E. Roza, S.A. Nita, D.A. Epure, M. Sandu, D.D. Vasile, R. Sterea, R. Teleanu, Romania
- P2 -33 Attention Deficit Hyperactivity Disorder in children with epilepsy**
A. Velez-van-Meerbeke, C. Mario Echeverria, L. Marcela Tavera Saldaña, C. López-Cabra, Ch. Barrera, C. Angel, C. Talero-Gutiérrez, Colombia
- P2 -34 Effects of regular auditory or auditory-visual prime sequence on the syntax treatment in childhood absence epilepsy**
M. Gavanon, R. Abadie, F. Ilski Lecoanet, B. Tiillmann, E. Panagiotakaki, J. De Bellescize, P. Keo Kosal, K. Ostrowsky-Coste, A. Montavont, A. Arzimanoglou, N. Bedoin, France
- P2 -35 Neuropsychological and Behavioral Disorders Screening Program in new-onset childhood epilepsies. Preliminary results using Child Behavior Checklist evaluation**
F. Ilski Lecoanet, M. Gavanon, R. Abadie, A. Laurent, V. Herbillon, E. Panagiotakaki, J. De Bellescize, P. Keo Kosal, K. Ostrowsky-Coste, A. Montavont, A. Arzimanoglou, France

WELCOME

Tuesday
June 20

Wednesday
June 21

Thursday
June 22

Friday
June 23

Saturday
June 24

Pre-congress
Symposium

Posters

Industry
Symposia

General
Information

• POSTER PRESENTATIONS •

• Thursday, June 22

// EPILEPSY: DIAGNOSIS AND INVESTIGATIONS

- P2 -36** Video-eeeg recordings of epileptic episodes in hot water induced epilepsy with modified electrode placement
M. Tsirouda, F. Zafeiropoulou, M. Spanou, M. Giorgi, A. Fryganas, Th. Markati, A. Dinopoulos, Greece
- P2 -37** Infantile Spasm (West syndrome). Electroencephalography (EEG) pattern and developmental outcome. Study of 103 cases
R. Calvo-Medina, P. Navas, L Rodriguez, MA Barbancho-Fernandez, VE Fernandez-Sanchez, J Martinez Anton, MA Aviles-Tirado, E Moreno-Medinilla, Spain
- P2 -38** Corpus Callosum Agenesis and Interhemispheric Cysts: epileptic evaluation and long-term outcome in 9 children
S. Uccella, M. Margherita Mancardi, C. Martinetti, D. Tortora, M. Moretti, V. Capra, M. Ravegnani, M. Savina Severino, Italy
- P2 -39** Epilepsy onset in puberty
G.V. Odintsova, A.A. Chugunova, S.V. Nesterova, Russia
- P2 -40** Clinical and EEG characteristics in neuronal ceroid lipofuscinoses in children. Study of 17 cases
R. Calvo Medina, L. Rodriguez, VE. Fernandez-Sanchez, P. Navas, J. Martinez Anton, MA. Barbancho-Fernandez, Spain

• Thursday, June 22

// INFLAMMATORY DISEASE OF THE NERVOUS SYSTEM

- P2 -41** Childhood Acute Disseminated Encephalomyelitis: An Egyptian pilot study
O. Fathy El Rashidy, H. Ahmed El-Khayat, I. Ali El-Agouza, Y. Abdel Azeem Abbas, R. Zaitoun, Egypt
- P2 -42** A rare presentation of anterior horn cell disease in children
K. Torne, N. Sutay, India
- P2 -43** Limbic encephalitis associated with anti-leucine-rich glioma-inactivated-1 protein antibodies in a child
F. Incecik, O. M. Herguner, S. Besen, Turkey
- P2 -44** Autoimmune encephalitis in children with negative antibodies; an experience in Sultan Qaboos University Hospital, Oman
Rana A. Abdelrahim, R. L. Koul, A. Al futaisi, R. Mani, Oman
- P2 -45** Demographic, Clinical, Imaging, and EEG Characteristics of Subacute Sclerosing Panencephalitis (SSPE)
A. C. Rabanes, C. M. Cruz-Urbi, The Philippines
- P2 -46** Neuromyelitis optica spectrum disorder presenting with area postrema syndrome: A case report
S. Mac Farland, Ireland
- P2 -47** Predictors of Neurologic Deficit on Discharge and In-hospital Mortality of Pediatric Tuberculous Meningitis Patients with Hydrocephalus Who Undergo Ventriculoperitoneal Shunting
A. C. Rabanes, M. Lu-Bolaños, The Philippines
- P2 -48** Possible cause of encephalitis in an immunodeficient child
V. Jaladyan, B. Sukhudyman, Armenia
- P2 -49** Report on two patients admitted same time presenting as atypical forms of Miller Fisher Syndrome: acute isolated bilateral ophthalmoplegia and bickerstaff brainstem encephalitis
S. Ayça, A. Carina Ergani, M. Polat, Turkey
- P2 -50** 15 year old Norwegian boy with MOG-antibody positive demyelinating disease
I. Sandvig, M. Jaatun, J. Barlinn, C. Hemingway, Norway
- P2 -51** Myasthenia Gravis in a Patient with Neurofibromatosis Type 1
C. Gunbey, B. Konuskan, C. Temucin, B. Anlar, Turkey
- P2 -52** Optic neuritis in children: prognostic factors and evolution. A retrospective study about 28 cases
E. Carme, N. Leboucq, G. Taieb, G. Rondouin, C. Langlois, A. Rolland, F. Rivier, P. Meyer, France
- P2 -53** Recurrent arterial ischemic stroke with good response to mycophenolate mofetil
B. Van Driessche, P. Verloo, V. Mondelaers, J. Dehoorne, R. Van Coster, H. Verhelst, Belgium
- P2 -54** Tuberculous meningitis
A. Stepisnik, D. Lepej, Slovenia
- P2 -55** When atypical onset is the rule: the importance of contrast-enhanced spinal cord imaging in two cases of Guillain-barre syndrome in toddlers
A.A. Zambon, F. Bianchi, M. Sarzana, P. Sgaramella, M. Di Stefano, E. Tirelli, C. Baldoli, S. Pontesilli, G. Barera, M.G. Natali Sora, Italy
- P2 -56** Central nervous system inflammation in etiology of status epilepticus as the first ever epileptic event: a cohort of 49 children
R. Kravjanac, N. Jovic, B. Vucetic Tadic, D. Kravjanac, T. Pekmezovic, Serbia
- P2 -57** Neurological Manifestations of Atypical Celiac Disease in Childhood
G. Sel Ç., S. Ulus, A. Erhan, A. Ayşe, Y. Deniz, Turkey

• POSTER PRESENTATIONS •

- P2-58** Rituximab as an adjunct to intravenous immunoglobulin in the treatment of Chronic Inflammatory Demyelinating Polyradiculoneuropathy
J. A.E. Stevens, G. Llewelyn, L. Hartley, UK
- P2-59** First report of Acute Haemorrhagic Leukoencephalitis, or Weston-Hurst syndrome, post-bone marrow transplant in a young person
A. Parida, K.Lund, F. Alobeidi, O. Kirmi, L. Mewasingh, UK
- P2-60** Anti NMDA-R Encephalitis Induced by Mycoplasma Pneumoniae Infection in a Child
A. Aksoy, O. Dedeoglu, S. Saygi, E. Polat, Turkey
- P2-61** Acute cerebellar ataxia and acute cerebellitis in children in a single tertiary medical center
J.Yu, S. Choi, S. W. Chun, South Korea
- P2-62** Acquired demyelinating syndromes of the central nervous system in children: study of a cohort of 47 cases
N. Ben Achour, S. Raddadi, H. Benrhouma, H. Klaa, A. Rouissi, I. Kraoua, I. Ben Youssef Turki, Tunisia
- P2-63** A fatal case of acute cerebellitis causing brain stem compression and acute obstructive hydrocephalus
J. H. Seol, J. Park, K. Yeon Lee, South Korea
- P2-64** Vitamin A Deficiency Mimicking CNS Demyelination
D. Ram, T.W. Smith, H.J. Tan, UK
- P2-65** Retrospective study of the tuberculous meningoencephalitis in children in a third level hospital
V. García Sánchez, P. Salazar Oliva, M. Ley Martos, P. Rodriguez Campoy, J. Carlos Flores Gonzalez, S. Quintero Otero, F. Rubio Quiñones, A. Hernandez Gonzalez, Spain
- P2-66** Myelin oligodendrocyte glycoprotein antibody (MOG-ab) associated demyelination presenting with an opsoclonus myoclonus like syndrome
J. Gadian, E. Konstantoulaki, T. Hedderly, K. Lascelles, M. Lim, UK
- P2-67** Acute combined central and peripheral demyelination in children: in comparison with isolated demyelinating disease
J. Kong, Y-J. Lee, Y. M. Kim, G. M. Yeon, S. Ook Nam, South Korea
- P2-68** Anti-MOG positive pediatric cases with diverse clinical spectrum in demyelinating disorders
D. Okur, I. Polat, P. Karakaya, T. Ozturk, M. Ayanoglu, P. Edem, C. Paketci, E. Bayram, U. Yiş, H. Guleryuz, S. Hız Kurul, Turkey
- P2-69** A rare variant of Guillain-Barre syndrome: Miller Fischer syndrome, evaluation of five patients
O. Ünver, G. Thomas, B. Kutlubay, G. Sağır, P. Koytak, K. Uluç, G. Ekinci, D. Türkdoğan, Turkey
- P2-70** Different clinical picture of cytomegalovirus neuroinfection - diagnostic and treatment results
D. Dunin-Wasowicz, D. Domanska-Pakiela, K. Kanigowska, Poland
- P2-71** Nervous system complications of varicella-zoster virus infections: A tertiary center experience
E. Serdaroglu, Y. Ozsurekci, G. Haliloglu, A. Bulent Cengiz, Turkey
- P2-72** Pediatric Guillain-Barre syndrome and its variants – occurrence in pediatric neurology practice and clinical profile
K. Gaberova, I. Pacheva, I. Ivanov, M. Panova, T. Shmlev, D. Tartova, Russia
- P2-73** Subacute sclerosing panencephalitis and immune thrombocytopenia in three cases; association or coincidence?
I. Oncel, S. Saltık, B. Anlar, Turkey
- P2-74** Neurological form of Hemophagocytic Lymphohistiocytis presenting as ADEM
N. Benallegue, C. Miot, François Beloncle, I. Pellier, S. Gueden, P. Van Bogaert, France
- P2-75** Immunotherapy responsive progressive childhood neurodegeneration with systemic and central nervous system inflammation
M. Sá, Y. Hacohen, T. S. Jacques, D. Neubauer, M. Lim, M. Kaliakatsos, UK
- P2-76** Influenza-associated encephalopathy – case report
E. Marusic, B. Polic, E. Runjic, A. Ursic, M. Lahman Doric, Croatia
- P2-77** Acute psychotic episode as manifestation of multiple sclerosis – case report
E. Marusic, E. Runjic, M. Tomasovic, A. Ursic, M. Lahman Doric, K. Cepić, S. Pavelin, A. Arapovic, Croatia
- P2-78** Recurrent acute necrotising encephalitis in a family: case report
H. Kayırlıoğlu, S. Kesici, Y. Taşçı Yıldız, G. Çitil, D. Yüksel, Turkey
- P2-79** Polio-like phenotype in pediatric acute flaccid paralysis associated with enterovirus infection: the 2016 French experience
M. Kossorotoff, M. Aubart, I. Schuffenecker, M. Leruez-Ville, F. Moulin, R. Carlier, C. Gitiaux, I. Desguerre, France

• POSTER PRESENTATIONS •

• Thursday, June 22

// INFLAMMATORY DISEASE OF THE NERVOUS SYSTEM

- P2 -80** Acute cerebellitis in children: a series of eight cases
M. Yıldırım, R. Gökmen, B. Konoşkan, D. Yalnızođlu, B. Anlar, Turkey
- P2 -81** Age-related features of HHV-6 Central Nervous System infection
B. Girard, H. Jeulin, E. Schmitt, H. Mecili, C. Barondiot, E. Raffo, C. Bilbault, France
- P2 -82** Preliminary follow-up data of an Italian multicenter cohort of paediatric anti-N-methyl-D-aspartate receptor encephalitis
M. Nosadini, T. Granata, G. Vigo, E. Maria Giovanna Freri, S. Matricardi, F. Vigevano, M. Valeriani, L. Papetti, L. Fusco, M. M. Mancardi, G. Cantalupo, R. Solazzi, R. Falsaperla, E. Cesaroni, D. Pruna, G. Cossu, M. Melis, C. Boniver, I. Toldo, A. Suppiej, S. Sartori, Italy

• Thursday, June 22

// METABOLIC DISORDERS

- P2 -83** Hydrocephalus as a rare clinical symptom in a child with multiple sulfatase deficiency
F. Incecik, O.M. Herguner, S. Besen, Turkey
- P2 -84** Absence status epilepticus: Juvenile serine deficiency presenting with severe exacerbation of previously well controlled absence seizures
S. Sabanathan, T. Rao, S. Hogg, A. Maw, UK
- P2 -85** Searching for Pompe
M. Malenica, M. Kukuruzovic, I. Separovic, Croatia
- P2 -86** Pyridoxine-dependent epilepsy (PDE): diagnostic and therapeutic queries.
R.J. Lunsing, F.J. van Spronsen, L.A. Bok, E.A. Struys, C.D. van Karnebeek, The Netherlands
- P2 -87** Maintenance of disease-relevant biomarker improvement in patients with Molybdenum Cofactor Deficiency (MoCD) Type A administered ALXN1101, a synthetic form of cyclic pyranopterin monophosphate
E. Watsky, N. Kuklin, M. Hamilton, S. Barr, USA
- P2 -88** Longitudinal volumetric and 2D assessment of cerebellar atrophy in a large cohort of children with phosphomannomutase deficiency (PMM2-CDG)
M. Serrano, V. de Diego, A.F. Martínez-Montseny, D. Cuadras, J. Muchart, R. Velázquez-Fragua, L. López, L. G. Gutiérrez-Solana, A. Felipe, A. Macaya, R. Cancho, M.L. Carrasco, F. Carratalá, M.C. Miranda, E. Lopez-Laso, M.C. Sierra-Córcoles, M.L. Couce, P. Qujada-Fraile, O. García, B. Pérez-Dueñas, A. Poretti, Spain
- P2 -89** A novel mutation in guanidinoacetate methyltransferase (GAMT) deficiency in two patients associated with epilepsy, developmental delay, hyperactivity, autistic behavior
H. I. Aydin, F. Mujgan Sonmez, Turkey
- P2 -90** Epilepsy during the course of MPS: report of 115 patients
S. Gasperini, E. Sala, C. Galimberti, D. Grioni, R. Parini, Italy
- P2 -91** Long-term neurodevelopmental outcome of patients with Mucopolysaccharidosis-1H (MPS-1H) following hematopoietic stem cell transplantation (HSCT)
H. Hartmann, J. Prüfe, S. Illsinger, A. M. Das, T. Lücke, L. Grigull, Germany
- P2 -92** Ornithine Transcarbamylase Deficiency Presenting With Acute Reversible Metabolic Stroke In A Child
O. Dedeoglu, C. Kasapkara, K.K., E. Altinel, J. Häberle, A. Aksoy, Turkey
- P2 -93** Neurometabolic profile of macrocephaly in infancy and childhood, biochemical and molecular study
L. Mansour, E. Fateen, E. Sobky, S. Mohamed, M. Rashed, L. Tarek, Egypt
- P2 -94** A Rare Cause of Developmental Delay and Epilepsy in Two Siblings: Asparagine Synthetase Deficiency
M. Topcu, D. Ardici, A. Malenica, T. Coskun, K. Karli Oguz, K. Becker, S. Cirak, Turkey
- P2 -95** Allogenic hematopoietic stem cell transplantation for patients with Hurler syndrome: Long-time follow-up and late effects estimation
K. Kirgizov, A. Borovkova, T. Bykova, O. Slesarchuk, E. Pristanskova, S. Mikhailova, N. Sidorova, D. Balashov, V. Konstantinova, B. Purbueva, O. Blagonravova, O. Paina, S. Razumova, P. Kojokar, K. Ekushov, E. Semenova, L. Zubarovskaya, E. Skorobogatova, A. Maschan, B. Afanasyev, A. Romyantsev, Russia
- P2 -96** Molybdenum cofactor and isolated sulphite oxidase deficiencies: Clinical and molecular spectrum among Egyptian patients
M. Y Girgis, M. S Zaki, L. Selim, I. Mahmoud, J. G. Gleeson, Egypt
- P2 -97** Retinal abnormalities in Sjögren-Larsson Syndrome: course over time
P. Staps, T. Theelen, M.A.A.P. Willemsen, The Netherlands
- P2 -98** Mutation detection for biochemical genetics in the genomic era
J.M. Fletcher, K. Brion, T. Pyragius, M. Gurner, S. Chin, J. Pacyna, S. Stark, K. Kassahn, Australia

• POSTER PRESENTATIONS •

• Thursday, June 22

// METABOLIC DISORDERS

- P2 -99** Congenital skull fracture as a presenting sign of menkes disease: a case of perinatal diagnosis and early treatment
A.A. Zambon , G. Garbetta , E. Grechi , F. Fumagalli , C. Baldoli , M.G. Patricelli , M.G.Natali Sora , R. Rovelli , A. Poloniato , G. Barera, Italy
- P2 -100** Childhood-onset Leigh syndrome transforming into an episodic weakness phenotype with axonal neuropathy caused by MT-ATP6 mutations
A. Wagner, B. Alhaddad, U. Ahting, H. Prokisch, R. Rodenburg, E. Mayatepek, T. Haack, F. Distelmaier, Germany
- P2 -101** Impaired Neuronal Connectivity as Dysregulated Cellular Function in CLN1 Disease: A Pathogenetic Prediction by RNAseq Analysis
A. Simonati, F. Pezzini, M. Bianchi, L. Bettinetti, R. Carrozzo, F.M. Santorelli, M. Delledonne, M. Lalowski, Italy
- P2 -102** Cognitive function in 15 patients with adrenoleukodystrophy (ALD) after 5 to 20 years of hematopoietic stem cell transplantation (HSCT)
M. Kaga, K. Sakihara, A. Gunji, M. Nakamura, M. Inagaki, S. Kato, Japan
- P2 -103** Van Der Knaap disease; a case having a defined mutation and novel mutation
H. Betül Gerik Çelebi, Turkey
- P2 -104** A Case with Acute Reversible Bilateral Ptosis: SURF-1 Deficiency
O. Dedeoglu, D. Yüksel, Ç. Genc Sel, E. Aksoy, M. Kilic, K.K. Oguz, B. Talim, Turkey
- P2 -105** Difficulties of diagnosing of Niemann-Pick disease type C at six-year old Kazakh girl
A. Jaxybayeva, R. Kenzhegulova, L. Baigazieva, F. Cainelli, Kazakhstan
- P2 -106** Clinical and genetics characterization of children with Myoclonus Dystonia Syndrome
M. Vanegas, L. Marti, A. Darling, D. Ortigoza, S. Candela, S. Aguilera, J. Campistol, L. Martorell, F. Palau, B. Perez-Dueñas, Spain
- P2 -107** Family with CNS abnormalities associated with mutation in the MTHFR gene
A.I.Toma, R.D. Bogdan, M.R. Simion, R. Vasilescu, Romania
- P2 -108** A Cause to Consider: Cerebral Venous Sinus Thrombosis and Elevated Homocysteine Levels
S. Malik, UK
- P2 -109** Case report of patients with Fazio-Londe syndrome
M.V. Kurkina, G.V. Baydakova, E.E. Kokh, T.D. Krylova, L.P. Melikyan, E.Y. Zakharova, Russia
- P2 -110** She is one in a milion - A MEGDEL syndrome case report
R. Aursulesei, Romania
- P2 -111** Longitudinal MRI brain volumetry in CLN3 disease: Introduction of a new sensitive and objective marker for the measurement of clinical disease outcome
J. Hochstein, M. Nickel, U. Löbel, M. Grosser, J. Sedlacik, A. Schulz, -Germany
- P2 -112** Late diagnosis of arginaemia in a young man presenting with slowly progressive spasticity, epilepsy and intellectual disability: another brick in the wall of juvenile ALS
D. Zafeiriou, M. Kyriazi, E. Vargiami, N. Michalis , F. Noitsi-Michali, A. Tsolaki, P. Dragoumi, H. Michelakakis, I. Zaganas, Greece
- P2 -113** Neuronopathic Gaucher Disease: What becomes of these children? Long-term outcomes with a focus on neurocognitive function; the first longitudinal report of its kind
A. Donald, SA. Jones, GAUCHERITE Consortium, UK
- P2 -114** Intra cerebral administration of AAVrh-10 carrying human SGSH and SUMF1 cDNAs in children with MPSIIIA disease: long term follow-up of a phase I-II trial
K. Deiva, H. Maurey, C. Sevin, C. Cormary, C. Leroy, S. Bekkali, M. Zerah, M. Tardieu, France
- P2 -115** A Familial case of Leigh Disease related to NDUFV1 homozygous mutations
H. Acer. M. Canpolat, G.K. Özçora, S. Kumandaş, Turkey
- P2 -116** Poor tolerance of ketogenic diet for suspicion of PDH deficiency : what about another diagnosis ?
M.C. Nougues, A. Guët, M. Fazio, N. Danekova, S. Valence, T. Billette de Villemeur, C. Garel, D. Rodriguez, A. Boutron, France
- P2 -117** L-2-hydroxyglutaric aciduria: two cases
H. Gamze Poyrazoglu, A. Kara, Turkey
- P2 -118** The neuronal ceroidlipofuscinoses - the journey to the diagnostic
C. Minca, C. Munteanu, D. Barca, C. Iliescu, O. Tarta-Arsene, I. Minciu, C. Motoescu, L. Bacos, L. De Meirleir, A. Gheldof, M. Trivisano, N. Specchio, D. Craiu, Romania
- P2 -119** Sleep study in early treated phenylketonurics patients relationship with melatonin and serotonin status
R. Gassio, M.J. González, O. Sans, R. Artuch, C. Sierra, A. Ormazabal, D. Cuadras, J. Campistol, Spain

WELCOME

Tuesday
June 20

Wednesday
June 21

Thursday
June 22

Friday
June 23

Saturday
June 24

Pre-congress
Symposium

Posters

Industry
Symposia

General
Information

• POSTER PRESENTATIONS •

• Thursday, June 22

// METABOLIC DISORDERS

- P2 -120** **New clinical signs and genotypes of known mitochondrial disorders**
N. Pechatnikova, Y. Itkis, Russia
- P2 -121** **Myopathic form of carnitine palmitoyltransferase II deficiency - Case report**
N. Angelkova, E. Sukarova-Angelovska, M. Kocova, F. Duma, V. Sabolic. N. Angelkova, Macedonia
- P2 -122** **PEX10 mutation; Autosomal recessive cerebellar ataxia**
M. Canpolat, G. Demet Kaya Ozcora, M. Erdoğan, H. Acer, S. Kumandas, Turkey
- P2 -123** **MERRF syndrome**
V. Duranovic, L. Lujic, J. Sekej Fures, S. Pejic Rosko, M. Habek, J. Sertic, K. Vulin, I. Dakovic, Croatia
- P2 -124** **Coenzyme Q10 deficiency; A treatable Autosomal recessive cerebellar ataxias**
G. Demet Kaya Ozcora, N. Basak, M. Canpolat, H. Acer, S. Kumandas, Turkey
- P2 -125** **A simple blood test expedites the diagnosis of GLUT1 deficiency syndrome**
D. Gras, C. Cousin, C. Kappeler, S. Auvin, N. Essid, L. Da Costa, E. Hainque, MP. Luton, V. Petit, S. Vuillaumier-Barrot, O. Boespflug-Tanguy, E. Roze, F. Mochel, France
- P2 -126** **Broadening the genetic spectrum of "early-onset dementia plus": Novel TMEM67 variants causing a Coach syndrome & Niemann Pick Type C phenocopy**
P. Dragoumi, E. Vargiami, M. Kyriazi, M. Tarailo-Graovac, C.J. Ross, W. Wasserman, R. Wevers, C. Van Karnebeek, D. Zafeiriou, Greece
- P2 -127** **Riboflavin-responsive ACAD9 mutation as cause of familial hypertrophic cardiomyopathy**
R. Van Coster, H. Stepman, A. Vanlander, J. Smet, S. Seneca, E. Vantrouys, L. De Meirleir, Belgium
- P2 -128** **Insuline resistant hyperglycemia in methylmalonic acidemia decompensation in a 1 year old child**
E. Chávez López, M. del Toro, S. Redecillas, Spain
- P2 -129** **Defective mitochondrial ATPase due to rare mtDNA m.8969G>A mutation – causing poor growth, developmental delay and lactic acidosis**
P. Isohanni, C. Carroll, A. Suomalainen, T. Lönnqvist, Finland
- P2 -130** **High sensitivity and specificity of the light-adapted ERG for neuronal ceroid lipofuscinoses (NCLs)**
W. Morris, A. Brunklaus, IA. Horrocks, S. Macleod, ME. O'Regan, K. Spowart, TH. Yeo, S. Zuberi, R; Hamilton, UK
- P2 -131** **Phenotypic variability of patients with protein glycosylation defects**
R. Calvo- Medina, A. Calvo-Cillan, M. Sanchez Perez, M. mantecon Barranco, MA. Aviles-Tirado, E. Moreno-Medinilla, J. Martinez Anton, Spain
- P2 -132** **DTI in early treated PKU: The first study in pediatric spanish population**
M.J. González, M. Rebollo, P. Ripolles, R.Gassió, R. Artuch, J. Campistol, Spain
- P2 -133** **Hunter and Fragile-X syndromes in a family with Xq27.3-q28 deletion that involves FMR1 and IDS genes**
S. Aguilera-Albesa, A. Mosquera-Gorostidi, I. Naberan-Mardaras, N. Gorria-Redondo, I. Urriza-Ripa, M.E. Yoldi-Petri, M.A. Ramos-Arroyo, M.J. Coll, E. Aznal, F. Sanchez-Valverde, Spain
- P2 -134** **Spastic paraplegia with crystalline retinopathy: a recognisable phenotype?**
P. Verloo, P. Delbeke, R. Van Coster, Belgium
- P2 -135** **Clinical cases about uncommon genotype of congenital disorders of glycosylation**
R. Calvo Medina, A. Calvo-Cillan, M. Sanchez Muñoz, M. Mantecon Barranco, MA. Aviles-tirado, E. Moreno Medinilla, J. Martinez Anton, Spain
- P2 -136** **Severe infantile acute encephalopathy and COG4 mutation: CDG IIJ**
A. Felipe Rucián, A. Macaya Ruiz, M. del Toro Riera, M. Girós, Spain
- P2 -137** **Early onset respiratory failure in an infant with mitochondrial myopathy**
A. Fadilah, P.S. Baxter, UK
- P2 -138** **Congenital metabolism diseases of neurotransmitters in pediatric neurology: clinical description and neurological tracing of a group of patients**
M. Troncoso, D. Munoz, P. Santander, I. Ruiz, C. Rojas, M.J Hidalgo, V. Naranjo, L. Troncoso, A. Barrios, Chile
- P2 -139** **Social cognition in children with 22q11 deletion syndrome**
E. Peyroux, M. Noëlle Babinet, C. Demily, C. Cannarsa, G. Michael, France
- P2 -140** **Correlation between sleep disorders and ADHD in children with Absence Epilepsy: an observational study**
M. Duca, Carlo Cottone, L. Maltoni, M. Migliori, A. Parmeggiani, E. Franzoni, L. Nollace, V. Herbillon, F. Ilski-Lecoanet, J. De Bellescize, E. Panagiotakaki, P. Franco, A. Arzimanoglou, France, Italy
- P2 -141** **Narcolepsy in children: a severity of the disease does not differ from adults**
S. Nevsimalova, J. Pisko, K. Sonka, Czech Republic

• POSTER PRESENTATIONS •

P2 -142 The Clinical Characteristics of Attention Deficit Hyperactivity
M. Mahajnah, N. Zelnik, Israel

• Thursday, June 22

// NEUROPSYCHIATRY

P2 -143 Level of parental anxiety and use of antipyretics in childhood fever
N. Lupusor, N. Revenco, A. Holban, A. Lupusor, S. Hadjiu, Republic of Moldova

P2 -144 Attention Deficit Hyperactivity Disorder in Pediatric Patients with Malignant Hematologic Diseases and Epilepsy: Experience at a Tertiary Care Hospital in Korea
J. Y. Han, In Goo Lee, Hyo Sup Kim, South Korea

P2 -145 Self-esteem reinforcement strategies in ADHD : Comparison between Hypnosis and Art-therapy
P. Castelnau, G. Albert, C. Chabbi, C. Gilles, G. Deseille-Turlotte, E. Schweitzer, L. Thibault, France

P2 -146 Prevalence study of autism spectrum disorder in Romania
M. Budisteanu, F. Rad, V. Tudose, R. Zgura, B. Budisteanu, S. Mihaela Papuc, A. Tutulan-Cunita, A. Arghir, I. Dobrescu, Romania

P2 -147 Somatosensory mismatch negativity in Dravet Syndrome
M. Quintiliani, D. I. Battaglia, D. Restuccia, E. Musto, M. Perulli, I. Contaldo, M. L. Gambardella, G. Palazzese, A. Meloni, C. Dravet, E. Mercuri, F. Guzzetta, Italy

P2 -148 Analyzing Autism Spectrum Disorder with Structural and Diffusion Magnetic Resonance Imaging in White Matter, Nucleus Accumbens and Cerebellum
S. Kumandas, G. Demet Kaya Ozcora, A. Sagiroglu, N. Acer, S. Doganay, M. Canpolat, Turkey

• Thursday, June 22

// NEUROREHABILITATION

P2 -149 Lipoma of the conus: a study about 546 children from the neurosurgical care to a physical and rehabilitation medicine management
P. Lallemand-Dudek, V Forin, M. Zerah, France

P2 -150 Griffiths III - Revision process, standardisation and psychometric properties and a link to neurorehabilitation
L. Stroud, E. Green, S. Bloomfield, P. McAlinden, South Africa

P2 -151 Upper Limb Habilitation in Children with Hemiplegic Cerebral Palsy Using A Novel Paediatric Robotic Device Results from a Pilot Study
H.T. Ong, C.L. Teo, J. Lin , J.X. Tan, M. Lee, E. Burdet, S.S. Ge, Singapore

P2 -152 Evaluating the efficacy of two types of AFOs on gait characteristics in children with CP
F. Farmani, S-D. Mohammadi, F. Farmani, Iran

P2 -153 Adequate transition of health care from child to adult for patients with motor disability: environmental, medical and social challenges
C. de Lattre, V. Gautheron, V. Tiffreau, A. Yelnick, C. Vuillerot, France

P2 -154 Diffusion tensor tractography in children with developmental language delay
J. H. Park, A. Cho, H. Oh, South Korea

P2 -155 The effect of Aquatic Intervention on the Cross Motor Function and Aquatic Skills: Single – Subject Desing
S. Daniyarova, Kazakhstan

P2 -156 Neurorehabilitation of children with craniovertebral pathology
Iurlova O.V., Bikov Yu. N., Ahmedov R.D., Russia

P2 -157 Hip and knee flexion parameters are related with spatiotemporal objectives in children with bilateral spastic cerebral palsy: a search of gait biomarkers with random forests
D. Gomez-Andres, I. Pulido-Valdeolivas, J.A. Martin-Gonzalo, I. Rodriguez-Andonaegui, J. Lopez-Lopez, S.I. Pascual-Pascual, E.Rausell, Spain

P2 -158 Brain injury in children and young people: does ethnic background, injury type or severity affect outcomes at follow-up?
A. Bali, K. Goddard, V. Mundada, UK

P2 -159 Mu rythme and cerebral palsy, a systematic review illustred by an experimental study
M. Périvier, M.Dinomais, S. Nguyen The Tich, France

P2 -160 Can GMFCS be directly used in its original form in underdeveloped countries? An observation in Nepal
R. Thapa, Nepal

P2 -161 Fulbari Program: an integrated approach at rehabilitating and empowering the child and family of children with developmental disability in Nepal
R. Thapa, Nepal

• POSTER PRESENTATIONS •

• Friday, June 23

// BASIC SCIENCE

- P3 -1** Evolution of ciliary neurotrophic factor values in premature infants
S. Hadjiu, C. Calciu, N. Lupusor, I. Iliciuc, N. Revenco, Republic of Moldova
- P3 -2** Effect of a glutamatergic antagonist on epileptogenesis and neuroprotection in the rat lithium pilocarpine epileptogenesis model: study in microTEP FDG
B. Girard, F. Maskali, A. Clement, A.C. Cullier, P.Y. Marie, E. Raffo, France

• Friday, June 23

// EPIDEMIOLOGY AND FOLLOW-UP

- P3 -3** Therapeutic itinerary of epileptic patients managed in Loandjili General Hospital
S. Bandzouzi Prince, E. Galieni, C. Oko-Lossambo, N. Saurel, G. C. Koubemba, Republic of Congo
- P3 -4** First seizure as an epilepsy manifestation in childhood: risk factors study
A. Kudlatch, L. Shalkevich, Belarus
- P3 -5** Risk Factors, Prevalence and Impact of Comorbid Autism in Pediatric Epilepsy: A Population-Based Study
E. Wirrell, L. Wong-Kissel, E. Payne, K. Nickels, USA
- P3 -6** Infantile spasms: long-term mortality of the patients
R. Riikonen, M. Sillanpää, M. Saarinen, D. Schmidt, Finland
- P3 -7** Predictor factors of intractable childhood epilepsy: A Turkish study
S. Ayça, R. Deniz Oral, H. Ural Aksoy, M. Polat, Turkey
- P3 -8** The Natural History and Burden of Illness of Epilepsy in Tuberous Sclerosis Complex (TSC): A Systematic Literature Review
A. Patel, S. Watchko, D. Nellesen, F. Herbst, M. Neary, USA
- P3 -9** DISCUSS Dravet - Key socioeconomic findings from a large multinational survey of Dravet syndrome caregivers
L. Lagae, I. Brambilla, A. Mingorance, E. Gibson, A. Battersby, Belgium
- P3 -10** Cultural relevance of the global impact of Dravet Syndrome in Australia, Italy, the US and UK
R. Nabbout, S. Auvin, J.H. Cross, R. Guerrini, I. Scheffer, E. Thiele, C. Chiron, J. Irwin, A. Mistry, N. Williamson, R. Grimes, B. Bennett, France
- P3 -11** Impact of epilepsy on the incidence of injury in Finnish children. A register-based study
L. Määttänen, M. Sillanpää, P. Rautava, L. Haataja, L. Rautava, Finland
- P3 -12** Audit on unplanned admissions/ emergency attendances of children with epilepsy
U. Jegathasan, H. Faris, G. Vadlamani, UK
- P3 -13** Women with epilepsy - reproductive health, pregnancy, delivery and newborn's outcome
I. Prpic, V. Mahuja-Stamenkovic, O. Petrovic, P. Vukelic, J. Radic Nisevic, H. Haller, L. Polic, J. Ivandic, Croatia
- P3 -14** Treatable metabolic causes of Epilepsy: 4 years' experience in a Tertiary care center in Saudi Arabia
K. Hundallah, Saudi Arabia
- P3 -15** Status epilepticus in children in Democratic Republic of the Congo
C. Kaputu K.m, J. P. Misson, Republic of Congo
- P3 -16** Epilepsy in infancy in Bangladesh: A case-control study
M. Mannan, S. Akhter, Bangladesh
- P3 -17** Long term outcome of patients with Epilepsy with migrating focal seizure in infancy (EMFSI) due to KCNT1 mutation
M. Kuchenbuch, A. Kaminska, N. Chemaly, M. Gibaud, A. de Saint Martin, F. Dubois, C. Sarret, F. Wendling, P. Benquet, R. Nabbout, France
- P3 -18** Characteristics of symptomatic epilepsy and quality of care in children with neuronal heterotopia
V. I. Guzeva, I.V. Ochrim, O.V. Guzeva, V.V. Guzeva, N.E. Maksimova, Russia
- P3 -19** Epilepsy in children with cerebral palsy as observed in Nepal
R. Thapa, Nepal
- P3 -20** Analysis of epidemiological, clinical and therapeutic aspects. Epilepsy with absence seizures (EAS)
R. Calvo-Medina, MA. Aviles-Tirado, E. Moreno-Medinilla, MD. Mora, J. Martinez Anton, Spain

• POSTER PRESENTATIONS •

• Friday, June 23

// EPILEPSY: MISCELLANEOUS

- P3 -21** Two cases of late-onset epileptic spasms after encephalitis/encephalopathy
C. Tokorodani, R. Nishiuchi, N. Urata, Japan
- P3 -22** Differential role of Sodium Channels in Lennox-Gastaut Syndrome
M. Ahmad Bhat, India
- P3 -23** A case of pyridoxine dependent epilepsy admitted with status epilepticus
S. Ayça, H. Betül Gerik Çelebi, S. Çam, M. Polat, Turkey
- P3 -24** Febrile infection-related epilepsy syndrome (FIRES) in four patients
S. Kulikova, S. Likhachev, A. Kashyna, S. Belaya, Belarus
- P3 -25** Unexpected leptomeningeal angiomatosis epileptic presentations
M. Knezevic Pogancev, Serbia
- P3 -26** Anoxic – epileptic seizures: new case reports
A. Nechai, N. Smulska, Ukraine
- P3 -27** Valproate-associated reversible atrophy and cognitive decline: a case
E. Innes, A. Johnson, Australia
- P3 -28** Small Temporal Pole Encephalocèles in Children with Presumed Nonlesional Temporal Lobe Epilepsy
C. n. Gunbey, M. Yildirim, S. Ardali, K. Karli Oguz, D. Yalnizoglu, M. Topcu, Turkey
- P3 -29** Epileptic status, electrical status and superrefractory status in our hospital
V. Garcia Sánchez, M. Ley martos, A. Estalella Mendoza, P. Salazar Oliva, A. Hernandez Gonzalez, P. Rodriguez Campoy, J. Jimenez, Spain
- P3 -30** Frontal lobe epilepsy presenting as paroxysmal psychiatric events: a case report
A. Stamati, E. Charalambidou, A. Garoufi, M. Nikolaidou, G. Vartzelis, Greece
- P3 -31** Severe cognitive impairment and early-onset epilepsy in six patients with the de novo p.Glu590Lys variant of CUX2
N. Chatron, R.S. Møller, N.L. Champaigne, A. Kuechler, A. Labalme, L. Baggett, D. Wiczorek, V. des Portes, P. Edery, E. Gardella, I.E. Scheffer, H. Mefford, D. Sanlaville, G.L. Carvill, G. Lesca, France
- P3 -32** Case report: Mutation in CHD 2 gene in a patient with neonatal onset epileptic encephalopathy
A. Troha Gergeli, T. Golli, S. Bertok, D. Neubauer, Z. Renner Primc, D. Osredkar, Slovenia
- P3 -33** Sickle cell disease revealed by seizures and ischemic stroke: about two cases
O. Mukuku, M. Bugeme, Democratic Republic of Congo
- P3 -34** Newborn with Multiple Congenital Anomalies-Hypotonia-Seizures Syndrome: Case Report
A. Kartal, S. Sundus Uygun, N. Dilay Gültekin, H. Altunhan, Turkey
- P3 -35** GRIN 2A mutation – Two cases with different phenotypes
I.M. Macarie, C. Motoescu, O. Tarta-Arsene, Romania
- P3 -36** Infantile Spasms in Newfoundland and Labrador, A population Based Survey Over the Last 13 years
D. J. Buckley, M. Alam, D. McGrath, Canada
- P3 -37** Familial SCN2A related epilepsy- case report
C. Sandu, N. Butoianu, C. Burlioiu, D. Craiu, C. Iliescu, Romania
- P3 -38** Consequences of mTOR inhibition on epileptogenesis and neuroprotection in lithium-pilocarpine model of epilepsy in rats
A.C. Cullier, F. Maskali, A. Clement, B. Girard, P.Y. Marie, E. Raffo, France
- P3 -39** Functioning of the nervous system in case of autonomic dysfunction
L. Galstyan, G. Avagyan, S. Khachaturyan, H. Hakobyan, K. Harutyunyan, A. Sahakyan, H. Manvelyan, Armenia
- P3 -40** Association of weather conditions with neurological problems in children
M. Kukuruzovic, M. Malenica, I. Separovic, Croatia
- P3 -41** Depression Level in Children with Migraine
D. Yilmaz, O. Balci Sezer, D. Gokkurt, E. Tiftik, D. Yilmaz, O.B. Sezer, D. Gokkurt, Turkey
- P3 -42** Two cases of enterovirus-D68 associated encephalopathy
H.C.V. Pfeiffer, K. Bragstad, A. Server, J. Barlinn, Norway
- P3 -43** A Rare Antenatal Presentation of Congenital Gemistocytic Astrocytoma
J. Yi Leow, S. Thompson, A. Shenvi, UK
- P3 -44** Evaluation of immunization status in children with chronic neurological disease
M. Dinleyici, K. Bora Carman, C. Yazar, S. Lacinel Gurlevik, O. Kilic, E. Cagri Dinleyici, Turkey

WELCOME

Tuesday
June 20

Wednesday
June 21

Thursday
June 22

Friday
June 23

Saturday
June 24

Pre-congress
Symposium

Posters

Industry
Symposia

General
Information

• POSTER PRESENTATIONS •

• Friday, June 23

// MISCELLANEOUS

- P3 -45** Infantile systemic hyalinosi
P. Meyer, C. Tournier, D. Bessis, A. Rolland, E. Carne, A. Roubertie, A. Ribault, E. Hajj-Verkindere, A. S. Lebre, F. Rivier, France
- P3 -46** Clinical experience with the application of the Pediatric Emergency Care Applied Research Network (PECARN) rule for in children younger than 2 years with minor head injury
J. S. Kim, South Korea
- P3 -47** Clinical Neurophysiology in child neurology – Usefulness in the diagnostic process and guidance of therapy
P. J. Broser, O. Maier, Switzerland
- P3 -48** Pharmacologic management of drooling in children. Our experience at the Cerebral Palsy Unit, Hospital Josep Trueta (Girona, Spain)
D. Casellas Vidal, A. Castan Campanera, Spain
- P3 -49** Menstrual Headache in Adolescences: point prevalence and associated factors
K. Bora Carman, D. Arslantas, A. Unsal, E. Atay, E. Ece Ocal, Z. Demirtas, R. Saglan, C. Yazar, M. Dinleyici, Turkey
- P3 -50** “First, do no harm”: Vigabatrin-induced encephalopathy in a child with infantile spasms due to tuberous sclerosis
E. Klinaki, G. Amountza, G. Ioannidou, I. Argyri, G Vartzelis, A. Garoufi, Greece
- P3 -51** Outbreak of acute neurological disease associated to enterovirus in Guadalajara (Spain)
G. Arriola Pereda, A. Andrés Bartolomé, F. José Martín Gómez, F. Olalla Nadal, G. Mateo Martínez, B. Blazquez Arrabal, M. Jesús García Mazario, Spain
- P3 -52** Acute flaccid myelitis associated with enterovirus type D68 infection
J. Helfferich, O.F. Brouwer, R. Neuteboom, The Netherlands
- P3 -53** Carbon monoxide poisoning in 3 year old with atypical MRI imaging
L. Mewasingh, F. Alobeidi, UK
- P3 -54** Review of patients seen in a Combined Neuro-HIV clinic
L. Mewasingh, A. Freeman, A. Coomer, P. Seery, C. Foster, UK
- P3 -55** Norwegian National Advisory Unit on CFS/ME
I.B. Helland, E.B. Strand, Norway
- P3 -56** A Practical Approach to the Nutritional Management of Children with Neurologic Disorders
H. Tekin, H. Tekgul, S. Yilmaz, D. Aslangiray, H. Reyhan, G. Serdaroglu, S. Gokben, Turkey
- P3 -57** Prevalence of tension-type headache in schoolchildren and adolescents.
J. Kóbor, L. Hadi, T. Nyári, Hungary
- P3 -58** Parents’ assessments of disability in their children using who ICF-CY joined body functions and activity codes related to everyday life
N. Ove Illum, K. Oren Gradel, Denmark
- P3 -59** Endoscopic Third Ventriculostomy Training to Treat Spina Bifida Related Hydrocephalus in Africa: A Literature Review
A. Jimenez-Gomez, C. Burckart, H. Castillo, J. Castillo, United States
- P3 -60** Evaluation of Medical Students’ and Doctors’ Confidence in Carrying out a Paediatric Neurological Examination Before and After Exposure to a Newly Developed Multimedia Based Training Tool
J. Tinsley, N. Bhangu, B. Vollmer, K. Forrest, UK
- P3 -61** The expertise for social rights for children and the unique expertise system for children with handicaps, developmental disabilities, rare and chronic diseases in Croatia
L. Cvitanovic-Sojat, D. Dosen, R. Dulic, D. Gavric, N. Naglic, B. Kosanovic, S. Dominikovic Safranic, R. Nevistic, D. Bulic, Z. Jelas, N. Turcic, E. Martinac, Croatia
- P3 -62** Pineal cysts in a cohort of 143 children: clinical and radiological data
R. Kučan, T. Hostnik, M. Perković Benedik, D. Osredkar, Slovenia
- P3 -63** Cerebral palsy and paralysis of the brachial plexus diagnosed at birth
M.A. Djebbar, S.Z. Djebbar, France
- P3 -64** Optic and/or auditory neuronopathy may be the first presentation of Brown-Vialetto-Van Laere syndrome
V. Nakou, S. Rabiee, A. Davidson, L. Perera, D. Heath, R. Low, D. Morrison, D.Jiang, T.Hedderly, M.Lim, C. Deshpande, D. Josifova, E. Wraige, UK
- P3 -65** The evaluation of visual evoked potentials for early diagnosis of retinopathy in children with type 1 diabetes mellitus
G. Gürbüz, S. Edizer, A. Ünalp, O. Nalbantoglu, S. Tunc, O. Bag, U. Yilmaz, R. Malatyali, B. Ozkan, Dr. Behçet, Turkey

● POSTER PRESENTATIONS ●

● Friday, June 23

// MISCELLANEOUS

- P3-66** Genotype-phenotype correlation in Friedreich's ataxia
G. Kovacevic, S. Todorovic, I. Novakovic, D. Pavicevic Savic, V. Milic Rasic, M. Svetel, V. Dobricic, Serbia
- P3-67** Unique presentation of a ruptured arachnoid cyst with subdural hygroma formation and midline shift in a 10-year-old girl
M. Sergentanis, A. Spungina, S. Raina, UK
- P3-68** Combined Diffusion Tensor and MR Spectroscopic Imaging Methodology for Automated Regional Brain Analysis: Application in a Normal Pediatric Population
S. Ashwal, N. Ghosh, S. Barnes, U. Oyoyo, K. Tong, B. Holshouser, USA
- P3-69** Susceptibility Weighted Imaging Identifies Iron-Oxide Labeled Human Neural Stem Cells: Automated Computational Detection
S. Ashwal, M. Baghchechi, A. Plaia, M. Hamer, N. Ghosh, A. Obenaus, USA
- P3-70** Autism in Bangladesh: Current Scenario and Future Prospects
M. Mannan, Bangladesh
- P3-71** Viral encephalitis: a controversies diagnosis
G. Bravar, I. Liguoro, F. Rech Morassutti, C. Pilotto, G. Cricchiutti, P. Cogo, Italy
- P3-72** Evaluation of Pediatric Critical Illness Neuropathy/Myopathy in Pediatric Intensive Care Unit
A. Kasinathan, N. Sankhyan, J. Muralidharan, J. Kumar Sahu, P. Singhi, India
- P3-73** Neurological manifestations of focal cortical dysplasia in children
I. Guzeva Valentina, V. Ochrim Inna, V. Guzeva Viktoria, V. Guzeva Oksana, E. Maksimova Nadezhda, Russia
- P3-74** Transient splenial lesion of corpus callosum: clinical and radiological evaluation of five patients
O. Ünver, B. Kutlubay, G. Thomas, G. Sağır, G. Ekinci, F. Baltacıoğlu, D. Türkdöğün, Turkey
- P3-75** Cerebellar lesions associated to Tuberous Sclerosis: new insights from an Italian paediatric series
I. Toldo, S. Bugin, R. Manara, E. Perissinotto, M. Nosadini, S. Sartori, Italy
- P3-76** Tuberous sclerosis in paediatric age: how can we predict the neurological outcome?
I. Toldo, E. Fabris, S. Bugin, E. Perissinotto, R. Manara, S. Sartori, M. Nosadini, C. Boniver, Italy
- P3-77** Phakomatosis Pigmentovascularis: Birthmarks which might not be so benign
U. Varma, G. Vassallo, N. Swiderska, E. Jones, V. Tang, UK
- P3-78** Tuft of white hair disappearance in a TSC patient treated with everolimus for sega
M. Leanca, D. Craiu, Romania
- P3-79** Case series of recurrent painful ophthalmoplegic neuropathy
C.M.P.C.D. Peeters-Scholte, The Netherlands
- P3-80** Patients with Profound Intellectual and Multiple Disabilities (PMID) and access to the pediatric neurologist : an opportunity for Telemedicine?
M. Hully, C. Brisse, M. Bredillot, R. Brault, Y. Lhermitte, C. Coiffier, A. Belorgey-Frain, M. Gaulard, S. Pik, P. Sellier, I. Fontaine, L. Baba Aissa, J. Bonheur, JM. Pinar, C. Bellesme, I. Desguerre, T. Billette de Villemeur, France
- P3-81** Neurological Appearance Of Celiac Disease
N. Olgac Dundar, D. Cavusoglu, O. Oztekin, P. Gencpinar, P. Arican, M. Baran, Turkey
- P3-82** Reliability and Validity of the Greek Version of BRIEF and BRIEF-SR
S. Stabouli, E. Papadimitriou, D. Gidaris, A. Petralias, N. Printza, J. Dotis, K. Chrysaidou, E. Vargiami, M. Kyriazi, D. Zafeiriou, Greece
- P3-83** Neurological involvement in hemolytic – Uremic syndrome: our experience at the Children's Hospital Regina Margherita in Turin
G. Rosso, C. Canavese, M. Gandione, A. Tocchet, L. Peruzzi, R. Bonaudo, B. Gianoglio, Italy
- P3-84** Imaging clues in the congenital cytomegalovirus infection
A-D. Marinescu, A. Dica, O. Tarta-Arsene, C. Burloiu, I. Bacos, D. Barca, Romania
- P3-85** Electroneurographic evaluation and early autonomic damage in diabetes mellitus type I (DMT1) adolescents
C. Canavese, MC. Bertello, C. Baietto, M. Giacobbi, A. Palmitessa, A. Tocchet, I. Rabbone, Italy
- P3-86** Outbreak of neurologic enterovirus disease: clinical and neuroimaging features
A. Jimenez De Domingo, E. Barredo Valderrama, M. Vazquez Lopez, P. Castro De Castro, C. Miranda Herrero, Spain
- P3-87** Sirolimus ointment for facial angiofibromas in individuals with Tuberous Sclerosis Complex (TSC)
S. Amin, A. Lux, A. Khan, F. O' Callaghan, UK

WELCOME

Tuesday
June 20

Wednesday
June 21

Thursday
June 22

Friday
June 23

Saturday
June 24

Pre-congress
Symposium

Posters

Industry
Symposia

General
Information

• POSTER PRESENTATIONS •

• Friday, June 23

// MISCELLANEOUS

- P3 -88** **A Constellation of unusual findings in a large cohort of TSC patients**
S. Amin, F. O'Callaghan, UK
- P3 -89** **Under Pressure**
E. Wastnedge, M. Dhillon, K. Tallur, UK

• Friday, June 23

// MOVEMENT DISORDERS

- P3 -90** **Mutations in AIFM1 cause a potentially treatable X-linked childhood cerebellar ataxia**
A. Nissenkorn, E. Eyal, X. Zhou, E.K. Ruzzo, D.B. Goldstein, Y. Anikster, E. Pras, D. Oz-Levi, D. Lancet, B. Ben-Zeev, G. Heimer, Israel
- P3 -91** **Unspecific White Matter Hyperintensity in T2-Weighted Imaging and Dystonia As The First Manifestations of Ataxia Telangiectasia**
H. Köbel, O. Kaiser, B. Andres, C. Möller-Hartmann, A.F.M. Taylor, M. Kieslich, F. Hoche, U. Schara, Germany
- P3 -92** **Hashimoto encephalitis as a rare cause of non tumoral opso-myoclonic ataxia**
S. Ayça, K. Zararci, M. Polat, Turkey
- P3 -93** **The predictive role of heat shock protein 27-60 levels in pediatric patients with ataxia telangiectasia**
A. A. Ozcelik, P. Perk, A. Bay, B. Erbagci, A. Gok, B. Demircioglu Kilic, Turkey
- P3 -94** **Status dystonicus: An unusual presentation related to KCNQ2 mutations in homozygotic twins**
G. Vartzelis, M. Alyfanti, M. Tsaousoglou, M. Nikolaidou, D. Maritsi, Greece
- P3 -95** **A diagnostic approach to pediatric early onset chorea**
L. Blumkin, A. Zerem, H. Ben-Pazi, E. Leshinsky-Silver, D. Lev, T. Lerman-Sagie, Israel
- P3 -96** **Clinical heterogeneity of Episodic Ataxia type 1 presentation in family with the c.677C>G KCNA1 gene heterozygosity**
M. Pawlowicz, M. Lemka, M. Szmuda, M. Zawadzka, A. Matheisel, M. Mazurkiewicz-Beldzinska, Poland
- P3 -97** **Construct Validity of SARA Gait Measurement in Patients with Early Onset Ataxia**
T.F. Lawerman, R. Brandsma, R.J. Verbeek, J.H van der Hoeven, O.F. Brouwer, R.J. Lunsing, H. Burger, H.P.H. Kremer, D.A. Sival, The Netherlands
- P3 -98** **Acute flaccid paralysis with myelopathy and peripheral nerve involvement in an infant, diagnostic and therapeutic procedure**
P. Vorgia, E. Dardamani, P. Matzinos, M. Kampitaki, M. Bitsori, E. Galanakis, Greece
- P3 -99** **Intrafamilial heterogeneity of clinical phenotype of PRRT2 mutations**
F. Graziola, M. Trivisano, L. Travaglini, A. Terracciano, E. Bertini, N. Specchio, P. Curatolo, F. Vigeveno, A. Capuano, Italy
- P3 -100** **ATP1A3 related disease: a series of new mutations expanding clinical phenotype**
F. Graziola, L. Travaglini, E. Bertini, M. Valeriani, F. Vigeveno, P. Curatolo, A. Capuano, Italy
- P3 -101** **Biochemical markers of tic disorders in children: a prospective pilot study**
F. Graziola, P. Curatolo, F. Vigeveno, A. Capuano, Italy
- P3 -102** **Sensory pathways evaluation in children and adolescents with tic disorder**
M. Kyriazi, E. Kalyva, E. Vargiami, P. Dragoumi, K. Krikonis, D. Zafeiriou, Greece
- P3 -103** **Behavioural therapy in the treatment of Tourette syndrome**
C. B. Soerensen, N. Mol Debes, L. Skov, Denmark
- P3 -104** **Status Dystonicus, a lifelong threat in patients with dystonia : similarities and differences between children and adults**
L. Cif, E. Nerrant, V. Gonzalez, C. Milesi, G. Cambonie, A. Boularan, I.De Antonio Rubio, F. Cyprien, E. Chan Seng, E. Sanrey, T. Roujeau, X. Vasques, P. Coubes, France
- P3 -105** **Long-term Impact of Lead Poisoning on Neurologic Function in Children and Adolescents**
M. Kuiper, N. Boyd, R. Brandsma, T. Lawerman, R. Lunsing, F. Serrano, C. Olivera, D. Sival, M.J. Kuiper, The Netherlands
- P3 -106** **Medical cannabis in children with complex motor disorders**
L. Blimkin, S. Libzon, L. Bar-Lev Schleider, N. Saban, L. Levit, A. Zerem, I. Linder, K. Pelleg, T. Lerman-Sagie, Israel
- P3 -107** **WES in nonprogressive congenital ataxia: diagnostic yield and identification of novel loci**
A. Macaya, O. Drechsel, M. Álvarez-Moliner, A. Marcé-Grau, S. Ferrer-Aparicio, D. Gómez-Andrés, M. Flotats-Bastardas, M.R. Pons, M. Raspall-Chaure, D. Bezdán, M. Bossio, F. Munell, S. Ossowski, Spain
- P3 -108** **Improvement in Caregiver Priorities and Child Health Index of Life with Disabilities (CPCHILD) scale after deep brain stimulation (DBS) in childhood**
E. Serdaroglu, M. Melo, S. Perides, L. Baker, H. Gimeno, T. Owen, D. Adegboye, S. Rudebeck, S. Barkey, D. E Lumsden, K. Ashkan, R. Selway, M. Kaminska, J-P. Lin, UK

• POSTER PRESENTATIONS •

• Friday, June 23

// MOVEMENT DISORDERS

- P3 -109** **Characterization of Motor Features in Idiopathic Pediatric Tics**
M.J. Kuiper, R. Brandsma, P.F. Sinnige, H. Eggink, R.J. Lunsing, M. Boon, C.C.S. Delnooz, M.E. van Egmond, L.G.F. Sinnige, J.J. de Vries, P.J. Hoekstra, D.A. Sival, The Netherlands
- P3 -110** **Somatosensory Evoked Potentials in Children with dystonia help predict outcome from Deep Brain Stimulation**
V.M. McClelland, D. Fialho, D. Flexney-Briscoe, G.E. Holder, M.C. Elze, H. Gimeno, A. Siddiqui, K.R. Mills, R. Selway, J.P. Lin, UK
- P3 -111** **Augmenting deep brain stimulation (DBS) with a cognitive approach using an N-of-1 trial with replications across children with hyperkinetic movement disorders (HMD)**
H. Gimeno, R. Brown, V. Cornelius, H. Polatajko, UK

• Friday, June 23

// NEUROMUSCULAR

- P3 -112** **Molecular Characterization of Congenital Myasthenic Syndromes in Spain**
D. Natera-de Benito, A. Topf, J. Dominguez-Carral, J. Jesus Vilchez, J. Alberto Diaz Manera, C. Ortez, J. Colomer Oferil, H. Lochmuller, A. Nascimento, Spain
- P3 -113** **A rare case presentation of pure neural leprosy**
K. Torne, S. Al-Ani, M. Bailey, R. Gupta, A. Jester, D. Lockwood, L. Sunderland, E. Wassmer, T. Willis, R. Vidyatharan, UK
- P3 -114** **The influence of Immunoglobulin IgG Fc-receptor polymorphisms on susceptibility to Guillain-Barre´ syndrome**
M. Abdulhay, Egypt
- P3 -115** **Architectural Changes of The Gastrocnemius Muscle after Combined Botulinum Toxin Type A Injection and Intensive Passive-Stretching Exercise in Children with Hemiplegic Cerebral Palsy**
J-Y. Oh, D-H. Jang, South Korea
- P3 -116** **Use of the Microsoft Kinect during motor function assessments of patients with Spinal Muscular Atrophy children: Kinect-MFM study**
D. Vincent-Genod, J. Coton, P. Rippert, G. Thomann, C. Vuillerot, France
- P3 -117** **Measurement properties of Motor Function Measure total score in patients with Type 2 and non-ambulatory Type 3 SMA, using data from the Phase II olesoxime trial**
D. Trundell, S. Le Scouiller, A. Marquet, UK
- P3 -118** **“Double trouble”: a case report on coinheritance of down syndrome and Duchenne Muscular Dystrophy in a 9 year old Filipino boy**
R. Cabradilla, R. de Sagun, M.A. Valencia, D.A. Calma, M. Sy, The Philippines
- P3 -119** **Attitudes and Practices of Pediatricians in the Philippines Toward Peripheral Neuropathy Screening of Children and Adolescents**
L. Kathrina, F. Banta- Banzali, E. Eduardo, L. Damian, P. Matthew Pasco, The Philippines
- P3 -120** **Actazolamide to treat congenital myopathy caused by SCN4A mutation**
J.A.E. Stevens, E. Matthews, M. Hanna, F. Muntoni, R. Sud, L. Hartley, UK
- P3 -121** **Nerve Conduction Studies in Type 1 Diabetes Mellitus**
M. Ayanoglu, U. Yis, H. Tuhan, I. Polat, D. Okur, P. Edem, C.Paketci, E. Bayram, S. Hiz Kurul, Turkey
- P3 -122** **Muscle pain and mild proximal weakness can be due to Vitamin D deficiency**
E. Perret Hoigné, Ch. Zaugg, A. Capone Mori, F. Martin, U. Knirsch, Ch. Relly, M. Steinlin, A. Klein, Switzerland
- P3 -123** **Severe hypotonia and respiratory failure in a one month old boy with complete recovery**
D. Cuntz, J. Crozier, JF. Baleine, P. Meyer, L. Abou Haidar, G. Mac Bullen, G. Cambonie, E. Jeziorski, France
- P3 -124** **Oral SMN2 splicing modifiers in Spinal Muscular Atrophy: proof-of-mechanism and ongoing clinical studies**
A. Marquet, S. Sturm, H. Kletzl, A. Günther, C. Czech, A. Poirier, T. Seabrook, L. Müller, R. Kinch, H. Ratni, K. Gorni, F. Metzger, O. Khwaja Switzerland
- P3 -125** **Work-up of an increased level of CK leading to the diagnosis of HANAC**
M. Rasmussen, L.L. Hareide, A.R. Skogen, B. Nedregaard, E.-A. Antal, E. Plaisier, Norway
- P3 -126** **Congenital myasthenic syndrome with positive response to salbutamol treatment**
M. Rasmussen, E.-A. Antal, K. Ørstavik, T. Popperud, E.-J. Kamsteeg, Norway
- P3 -127** **A novel denova missense LMNA mutation in a turkish patient with laminopathies**
H. Betül Gerik Çelebi, S. Ayça, M. Polat, S. Çam, Turkey

WELCOME

Tuesday
June 20

Wednesday
June 21

Thursday
June 22

Friday
June 23

Saturday
June 24

Pre-congress
Symposium

Posters

Industry
Symposia

General
Information

• POSTER PRESENTATIONS •

• Friday, June 23

// NEUROMUSCULAR

- P3 -128 Proton magnetic resonance spectroscopy indicates preserved cerebral biochemical composition in Duchenne muscular dystrophy patients**
E.H. Niks, N. Doorenweerd, M.T. Hooijmans, S.A. Schubert, A.G. Webb, C.S.M. Straathof, E.W. van Zwet, M.A. van Buchem, J.J.G.M. Verschuuren, J.G.M. Hendriksen, H.E. Kan, The Netherlands
- P3 -129 Epidemiological and clinical study of juvenile myasthenia gravis in Dakar, Senegal**
M. Soda Diop-Sene, M. Ndiaye, O. Cisse, A. Gallo Diop, M. M. Ndiaye, Senegal
- P3 -130 The Neuromuscular Phenotype of Shoulder Deformities in CHARGE-Syndrome**
R.J. Verbeek, C.M. de Geus, J.H. van der Hoeven, C.M.A. van Ravenswaaij-Arts, D.A. Sival, The Netherlands
- P3 -131 Nerve Conduction Study Findings In Children With Cystic Fibrosis**
I. Polat, U. Yiş, S. Köse, M. Ayanoglu, D. Okur, P. Edem, C. Paketçi, E. Bayram, S. Asilsoy, S. Hiz Kurul, Turkey
- P3 -132 A novel frameshift mutation in two siblings with merosin-deficient congenital muscular dystrophy**
S. Ayça, H. Betül Gerik Çelebi, M. Polat, S. Çam, Turkey
- P3 -133 A large nationwide multicenter observational study: characterizing Myotonic Dystrophy type 1 spectrum in pediatric patients**
E. Lagrue, C. Dogan, M. De Antonio, D. Hamroun, B. Eymard, G. Bassez, France
- P3 -134 Female Duchenne**
J. Sekej Fureš, V. Duranović, Croatia
- P3 -135 Phenotypic variability of myopathies associated with LAMA2 gene mutations**
F. Palavra, C. Costa, V. Ribeiro, H. Araújo, I. Fineza, Portugal
- P3 -136 Atypical presentations of Guillain-Barré Syndrome in Children**
E. El Mabrouk, N. Ben Achour, A. Turki, H. Benhouma, H. Klaa, I. Kraoua, I. Ben Youssef-Turki, Tunisia
- P3 -137 Duchenne muscular dystrophy in a 4-year old boy at a primary paediatric practice in Croatia**
H.Živić, Croatia
- P3 -138 Suspecting of neuromuscular disease in newborns: clinical variables more suggestive of the diagnosis in 20 years of experience**
F. Palavra, C. Costa, L. Ramos, I. Fineza, A. Taborda, Portugal
- P3 -139 Fracture Incident Rate and Growth in a Nationwide Cohort of Boys with Duchenne Muscular Dystrophy (Presented on behalf of The UK North Star Clinical Network)**
S. Joseph, K. Bushby, M. Guglieri, I. Horrocks, V. Straub, S.F. Ahmed, S.C. Wong, UK
- P3 -140 Charcot-Marie-Tooth disease and glomerulonephropathy due to INF2 mutation**
H. Davies, V. C. Varghese, M. Rogers, L. Hartley, UK
- P3 -141 The evaluation of BTX-A treatment on dystonic-opisthotonus cerebral palsy patients, using the Goal Attainment Scaling tool**
M. Koutsaki, Z. Dalivigka, M.R. Pons, M. Giorgi, Chrisafi Bali, A. Dinopoulos, Greece
- P3 -142 Clinical spectrum, treatment and outcome of children with Chronic Inflammatory Demyelinating Polyneuropathy**
A. Silwal, A. Y. Manzur, F. Muntoni, P. Munot, M. M. Reilly, A. Rossor, M. Pitt, C. DeVile, K. Mankad, R. Phadke, UK
- P3 -143 Clinical Spectra of Neuromuscular Manifestations in Patients with Lipodystrophy: A Multicenter Study**
G. Akinci, H. Topaloglu, T. Demir, AE. Danyeli, B. Talim, FE. Keskin, P. Kadioglu, E. Talip, C. Altay, GF. Yaylali, H. Bilen, B. Nur, L. Demir, H. Onay, B. Akinci, Turkey
- P3 -144 Subacute polyneuropathy by pharmacological toxicity**
V. García Sánchez, L. Estepa Pedregosa, M. Ley Martos, V. Roldan Cano, E. Ruiz González, A. Estalella Mendoza, A. Isabel Barroso Macias Spain
- P3 -145 Palliative care in children with spinal muscular atrophy type 1 : how do they die? Results from a french multicentric study (National Hospital clinical Research Program)**
M. Hully, C. Barnerias, S. Vanesse, ML. Viallard, I. Desguerre, France
- P3 -146 Two cases of brain hypomyelination and skeletal dysplasia: a diagnostic challenge**
C. Sifaka, S. Smithson, A. Barnicoat, K. Vjajakumar, A. Majumdar, UK
- P3 -147 Paediatric autoimmune myasthenia gravis: any prognostic factor for disease remission?**
D. Vecchio, P. Rodríguez Cruz, D. Hilton-Jones, D. Beeson, S. Jayawant, S. Ramdas, M. Pitt, C. DeVile, S. Robb, P. Munot, J. Palace, UK
- P3 -148 Muscle MR pattern of partial Laminin α 2 deficient patients and its role in diagnostic algorithms**
J. Haberlová, M. Kynčl, E. Cavassa, G. Tasca, E. Mercuri, D. Gomez-Andrés, A Benezit, B. Doré, R. Carlier, S. Quijano-Roy, Czech Republic

• POSTER PRESENTATIONS •

- P3 -149** **Muscle Ultrasound Comparison Between Patients With Early And Delayed Onset Friedreich's Ataxia – Preliminary Data**
R.J. Verbeek, A.J.E. Waalkens, M.J. Kuiper, C.C. Verschuuren-Bemelmans, J.H. van der Hoeven, J.J. de Vries, J. van Gaalen, M.A.A.P. Willemsen, H.P.H. Kremer, D.A. Sival, The Netherlands
- P3 -150** **Myofibrillar myopathy type 3 with cardiac conduction and ion channel defects: a pediatric case report**
Ç. G. Sel, Ö.Y. Köken, B. Talim, İ. Ertuğrul, D. Yüksel, Turkey
- P3 -151** **Acquired eyelid ptosis as a sign of mitochondrial disease**
V. García Sánchez, P. Salazar Oliva, P. Rodríguez Outon, M. Fernández López, A. Isabel Barroso Macias, E. Rivas Infante, Spain
- P3 -152** **Does a normal dystrophin staining in muscle biopsy rule out the molecular diagnosis of Duchenne / Becker Muscular Dystrophy?**
M. Ginzberg, T. Lerman-Sagie, M. Sadeh, R. Dabby, E. Leshinsky-Silver, D. Lev, Israel
- P3 -153** **Impact of three decades of improvements in standards of care on clinical outcomes in Duchenne muscular dystrophy**
H.J.A. van Ruiten, A.C. Jimenez-Moreno, E. Elliot, A. Mayhew, M. James, C. Marini-Bettolo, H. Lochmuller, V. Straub, K. Bushby, M. Guglieri, UK
- P3 -154** **De novo T362R mutation in MORC2 causes early onset cerebellar ataxia, axonal polyneuropathy and nocturnal hypoventilation**
G. Zanni, M. Nardella, M. Niceta, E. Bellacchio, A.Cioffi, M. Di Capua, S. D'Arrigo, M. Tartaglia, E. Bertini, Italy
- P3 -155** **Nemaline myopathy and secondary mitochondrial dysfunction of Complex I**
S. Pula, E. Chronopoulou, G. Pierre, K. Vjayakumar, A. Majumdar, UK
- P3 -156** **Unusual congenital demyelinating neuropathies with sensory organ deficits caused by mutant transcription factors**
B. Bansagi, J. Duff, D. Turnbull, R. Horvath, UK
- P3 -157** **Use of a ≥ 5 -second threshold in baseline time to stand from supine to predict disease progression in Duchenne muscular dystrophy**
C.M. McDonald, P. Riebling, M. Souza, G.L. Elfring, J. McIntosh, T. Ong, R. Spiegel, S.W. Peltz, E. Mercuri, USA
- P3 -158** **Bladder involvement in presentation of mitofusin-2 (MFN-2) associated sensory-motor axonal neuropathy.**
E. Konstantoulaki, V. Nakou, D. Wallace, A. Wright, E. Wraige, V. Gowda, UK
- P3 -159** **Sensory motor axonal neuropathy and early onset osteotendinous contractures caused by mutation in MYH14**
C. Castiglioni, B. Suarez, X. Villanueva, E. Arigon, F. Cortes, A. de la Maza, X. Ortega, Chile
- P3 -160** **Vision DMD: vamorolone (VBP15) drug development program for Duchenne Muscular Dystrophy**
M. Guglieri, P. Clemens, A. Cnaan, J. Damsker, A. Arrieta, L. Morgenroth, R. Davis, C. Olsen, R. Head, K. Nagaraju, Y. Hathout, J. Haberlova, D. Athanasiou, E. Vroom, K. Bushby, E. Hoffman, UK
- P3 -161** **Atypical peripheral manifestation of abnormal sphingolipid metabolism**
V. MilicRasic, D. Atkinson, J. Nikodinovic Glumac, A. Jordanova, Serbia
- P3 -162** **Increased blood pressure and BMI in relation to cardiomyopathy in Duchenne muscular dystrophy**
N.M. van de Velde, E.W. van Zwet, A.A. Roest, E.H. Niks, The Netherlands
- P3 -163** **Highly effective treatment in mild symptomatic adolescent twins with congenital myasthenic syndrome (CMS)**
J. Spenger, Austria

Notes

A series of horizontal dotted lines for taking notes.

Notes

A series of horizontal dotted lines for taking notes.

• INDUSTRY SYMPOSIA PROGRAMME •

Wednesday June 21 - 12:15 - 13:30

WELCOME

Tuesday
June 20

Wednesday
June 21

Thursday
June 22

Friday
June 23

Saturday
June 24

Pre-congress
Symposium

Posters

Industry
Symposia

General
Information



PROLONGED SEIZURES: HOW CAN WE ACHIEVE OPTIMAL MANAGEMENT OF HIGH-RISK PATIENTS?

- Auditorium Lumière (Level -0.5) -

- 12:15 - 12:20 **Welcome and introductions**
L.Lagae (Belgium)
- 12:20 - 12:35 **Closing gaps in identifying and managing patients at high-risk for prolonged seizures**
S.Auvin (France)
- 12:35 - 12:55 **Moderated discussion**
Moderated by L.Lagae (Belgium) and F.Vigevano (Italy)
- 12:55 - 13:05 **Stopping prolonged seizures: Medical and practical considerations**
H.Cross (UK)
- 13:05 - 13:25 **Moderated discussion**
Moderated by L.Lagae (Belgium) and F.Vigevano (Italy)
- 13:25 - 13:30 **Final comments**
F.Vigevano (Italy)

EVOLVING STANDARDS OF CARE IN SPINAL MUSCULAR ATROPHY

- Forum 1 (Level -1) -



- 12:15 - 12:20 **Welcome and introduction**
E.Mercuri (Italy)
- 12:20 - 12:30 **Living with SMA**
V.Christie-Brown (UK)
- 12:30 - 12:45 **Diagnosis and genetics of SMA**
F.Muntoni (UK)
- 12:45- 13:00 **Natural history and clinical presentation of SMA**
N.Goemans (Belgium)
- 13:00 - 13:15 **Assessment and management of SMA using Motor Function Assessment Tools**
E.Mercuri (Italy)
- 13:15 - 13:30 **Evolving standards of care in SMA**
J.Kirschner (Germany)
- 13:30 **Closing remarks**
E.Mercuri (Italy)



TRANSLATING CLINICAL RESEARCH INTO CLINICAL PRACTICE IN THE FIELD OF DUCHENNE MUSCULAR DYSTROPHY

- Auditorium Pasteur (Level 1) -

- 12:15 - 12:25 **What do we know about Duchenne muscular dystrophy?**
Chair: I.Desguerre (France)
- 12:25 - 12:50 **What do the latest data tell us about the management of patients with nonsense mutation Duchenne muscular dystrophy?**
R.Quinlivan (UK)
- 12:50 - 13:15 **Management of Duchenne muscular dystrophy through the eyes of a patient and a clinician**
F.Buccella (Italy), M.Tulinus (Sweden)
- 13:15 - 13:30 **Today's key learnings and interactive discussion**
Chair: I.Desguerre (France)

• **INDUSTRY SYMPOSIA PROGRAMME** •

Wednesday June 21 - 12:15 - 13:30

TALES OF THE UNEXPECTED: BRINGING AN EARLY DIAGNOSIS TO LIGHT IN CHILDHOOD MUSCULAR DISORDERS



- Salon Pasteur (Level 1) -

12:15 - 12:20	Welcome and introduction T.Willis (UK)
12:20 - 12:40	Hunting down the cause of limb girdle muscle weakness and hyperCKemia T.Willis (UK)
12:40 - 13:00	A rigid spine: an important clue to the diagnosis of early-onset congenital myopathies D.Zafeiriou (Greece)
13:00 - 13:20	Following the clues to shorten the diagnostic journey O.Ünver (Turkey)
13:20	Closing remarks T.Willis (UK)

Thursday June 22 - 12:15 - 13:30



EARLY DIAGNOSIS OF CLN2 DISEASE: LOOKING BEYOND THE SEIZURE

- Auditorium Lumière (Level -0.5) -

BioMarin Europe Ltd.

12:30 - 12:40	Introduction to CLN2 disease C.Caillaud (France)
12:40 - 13:00	Differential diagnosis of a first seizure: when should we suspect CLN2 disease A.Schulz (Germany)
13:00 - 13:20	The impact of early diagnosis for improving patient management and care N.Specchio (Italy)
13:20 - 13:30	Discussion Faculty & Audience

VNS THERAPY FOR EPILEPTIC ENCEPHALOPATHIES



- Forum 1 (Level -1) -

12:15 - 12:25	Welcome and Introduction
12:25 - 12:50	VNS therapy and epileptic encephalopathies A literature review S.Varadkar (UK)
12:50 - 13:15	VNS therapy and epileptic encephalopathies Clinical practice A.Abdelmoity (USA)
13:15 - 13:30	Q&A and Closing

• **INDUSTRY SYMPOSIA PROGRAMME** •

Thursday June 22 - 12:15 - 13:30



THE EVOLVING ERA OF MUTATION SPECIFIC TREATMENTS FOR DUCHENNE MUSCULAR DYSTROPHY: IMPLICATIONS

- Auditorium Pasteur (Level 1) -

12:25 - 12:35	DMD: Planning for Exon-Skipping Therapy in Disease Management U.Schara (Germany)
12:35 - 13:00	Dystrophin Quantification: Lessons Learned F. Muntoni (UK)
13:00 - 13:25	Mutation-Specific Therapies for DMD: Summary of Clinical Data E.Mercuri (Italy)
13:25 - 13:30	Discussion

LONG-TERM MEDICAL AND PSYCHOSOCIAL OUTCOMES IN DRAVET SYNDROME



- Salon Pasteur (Level 1) -

Chair: Peter Camfield (Canada)

12:15 - 12:20	Introduction P.Camfield (Canada)
12:20 - 12:40	Long term medical outcome in Dravet Syndrome Ch.Dravet (France, Italy)
12:40 - 13:00	Family issues in severe childhood epilepsy: Dravet Syndrome as an example P.Camfield (Canada)
13:00 - 13:20	Management of Dravet Syndrome to improve the long term outcome S.Auvin (France)
13:20 - 13:25	Conclusion P.Camfield (Canada)
13:25 - 13:30	Discussion

• INDUSTRY BREAKFAST SYMPOSIA PROGRAMME •

Friday June 23 - 07:30 - 08:30

CHALLENGING FORMS OF EARLY-ONSET EPILEPSIES

- Auditorium Pasteur (Level 1) -



- 07:30 - 07:35 **Welcome**
Chair: A.Arzimanoglou (France)
- 07:35 - 07:55 **Evaluation of Early-Onset Epilepsies:
The Challenging Pathway to Diagnosis**
L.Lagae (Belgium)
- 07:55 - 08:15 **Management of Early-Onset Epilepsies:
Preparing to Challenge the Future**
S.Auvin (France)
- 08:15 - 08:30 **Panel discussion and audience Q&A**
All faculty
- 08:30 **Summary and meeting close**
Chair: A.Arzimanoglou (France)



OVERVIEW OF MOVEMENT DISORDERS IN GLUCOSE TRANSPORTER TYPE-1 DEFICIENCY SYNDROME

- Salon Pasteur (Level 1) -

R.Pons
Pediatric Neurologist and Assistant Professor National
and Kapodistrian University of Athens

A.Collins
Pediatric Neurologist, Children's Colorado Hospital

• LUNCH SYMPOSIA PROGRAMME •

Friday June 23 - 12:15 - 13:30

FOCAL EPILEPSIES: A CHALLENGING TRANSITION FROM CHILDHOOD TO ADULTHOOD

- Auditorium Lumière (Level -0.5) -



- 12:15 - 12:20 **Welcome and introductions**
Alexis Arzimanoglou (France)
- 12:20 - 12:40 **Practicalities and challenges of diagnosing focal epilepsy in children
into adolescents and young adults- from syndromes to seizures**
Stéphane Auvin (France)
- 12:40 - 13:00 **The treatment challenge from children into adults- How treatment
choices we make in early life can affect our patients later**
Alexis Arzimanoglou (France)
- 13:00 - 13:20 **Lessons from clinical experience: practical case studies outlining
the use of a third generation anti-epileptic drug in the child, adolescent
and young adult**
Ann Connolly (Ireland)
- 13:20 - 13:30 **Questions and discussion**
All faculty

• LUNCH SYMPOSIA PROGRAMME •

Friday June 23 - 12:15 - 13:30



NEW INSIGHTS INTO MANAGEMENT OF TUBEROUS SCLEROSIS
COMPLEX-ASSOCIATED SEIZURES

- Forum 1 (Level-1) -

12:15 - 12:20	Welcome and Introduction Chair: R.Nabbout (France)
12:20 - 12:35	Refractory seizures in TSC: current treatments and the potential of targeted therapy R.Nabbout (France)
12:35 - 12:55	The role of mTOR inhibitors for the treatment of TSC-associated epilepsy: updates from EXIST-3 P.Curatolo (Italy)
12:55 - 13:10	The potential impact of seizure treatment on long-term neurologic consequences A.Jansen (Belgium)
13:10 - 13:30	Panel discussion All faculty

DRAVET SYNDROME - EMERGING INSIGHTS

- Auditorium Pasteur (Level 1) -



12:15 - 12:20	Chairman's Introduction U.Stephani (Germany)
12:20 - 12:40	The Epidemiology: Novel Insights From Genetic Testing S.Zuberi (UK)
12:40 - 13:00	The Burden: Living with Dravet Syndrome L.Lagae (Belgium)
13:00 - 13:20	The Clinical Impact: What have we learnt? H.Cross (UK)
13:20 - 13:30	Panel discussion



ADDRESSING RESPIRATORY FUNCTION DECLINE IN DUCHENNE
MUSCULAR DYSTROPHY (DMD)

- Salon Pasteur (Level 1) -

12:15 - 12:20	Introduction to sessions Chairman: Gunnar Buyse (Belgium)
12:20 - 12:30	Natural history of respiratory decline in patients with DMD Grazia D'Angelo (Italy)
12:30 - 12:40	Biomechanics of respiratory decline in patients with DMD Andrea Aliverti (Italy)
12:40 - 13:15	Characterization of clinical thresholds of respiratory function in DMD Oscar H Mayer (USA)
13:00 - 13:15	Treatment strategies to slow pulmonary function decline in patients with DMD Gunnar Buyse (Belgium)
13:15 - 13:30	Q&A, Summary and close Gunnar Buyse (Belgium), All

• EPNS SPONSORS •



GOLD



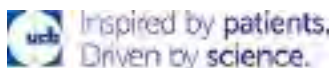
SILVER



WELCOME
 Tuesday June 20
 Wednesday June 21
 Thursday June 22
 Friday June 23
 Saturday June 24
 Pre-congress Symposium
 Posters
 Sponsors
 General Information

• EPNS SPONSORS •

OTHER SPONSORS



VERSANDBUCHHANDLUNG

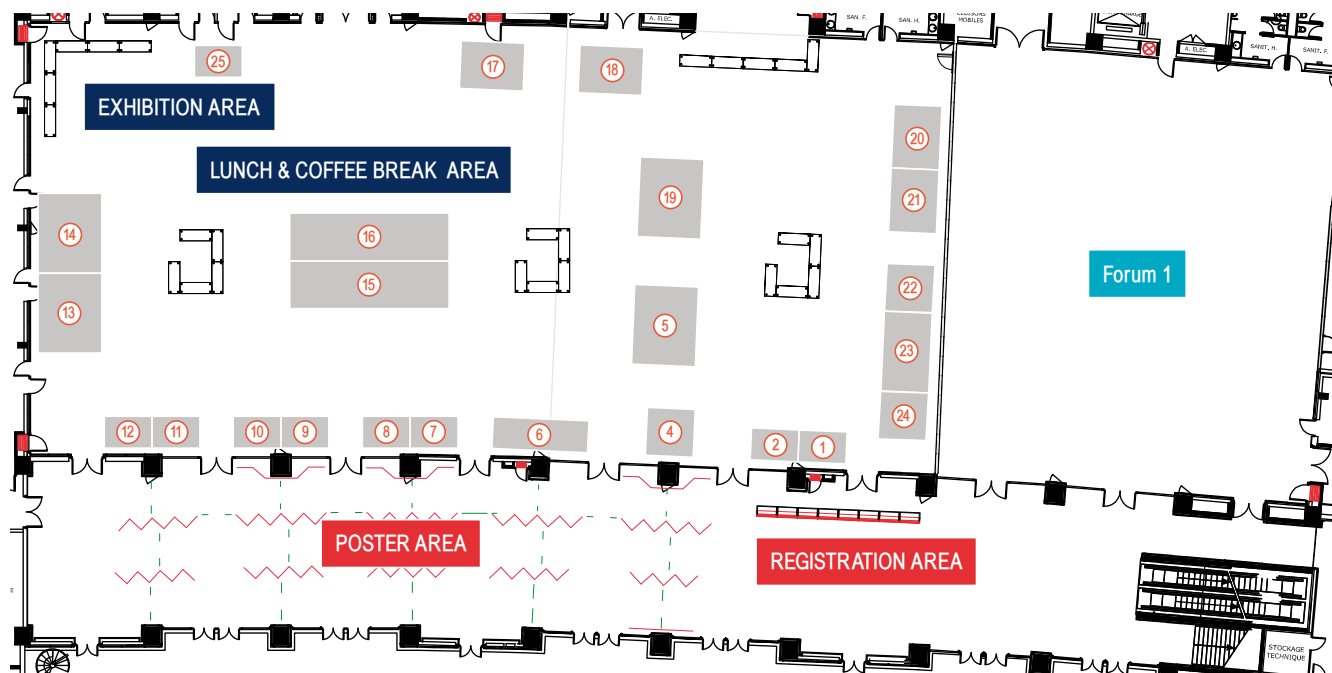


NEUROMODULATION SYMPOSIUM SPONSORS



We thank all our 2017 EPNS sponsors

Exhibition floorplan



BIOCODEX	14	LUMOS PHARMA	9
BIOGEN	16	MAC KEITH PRESS	24
BIOMARIN	15	NOVARTIS	13
BPNA	8	NUTRICIA AMN	1
BTS BIOENGINEERING S.P.A	7	PTC THERAPEUTICS	6
ECLAS	12	SANOFI GENZYME	5
EFAPPE	22	SANTHERA PHARMACEUTICALS	23
EISAI-BIAL	18	SAREPTA THERAPEUTICS	20
EPNS	2	SHIRE	17
GW PHARMACEUTICALS Ltd	19	ULTRAGENYX PHARMACEUTICAL	21
JOHN LIBBEY EUROTTEXT	10	VERSANDBUCHHANDLUNG	25
LIVANOVA	4	WISEPRESS Ltd	11

WELCOME

Tuesday
June 20

Wednesday
June 21

Thursday
June 22

Friday
June 23

Saturday
June 24

Pre-congress
Symposium

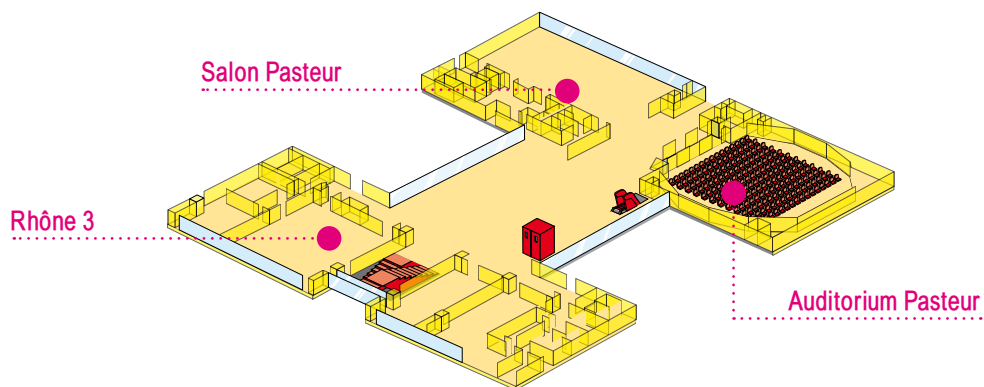
Posters

Sponsors

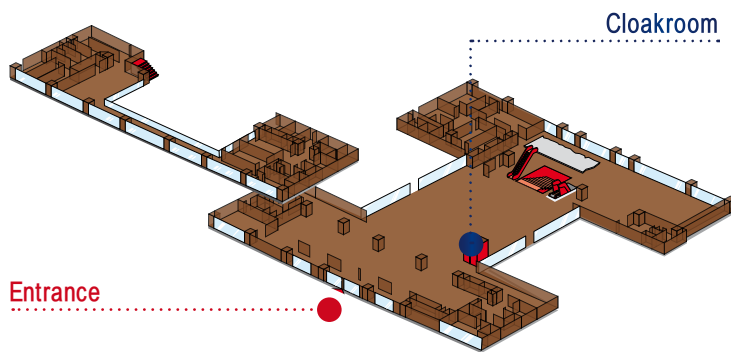
General
Information

Level map

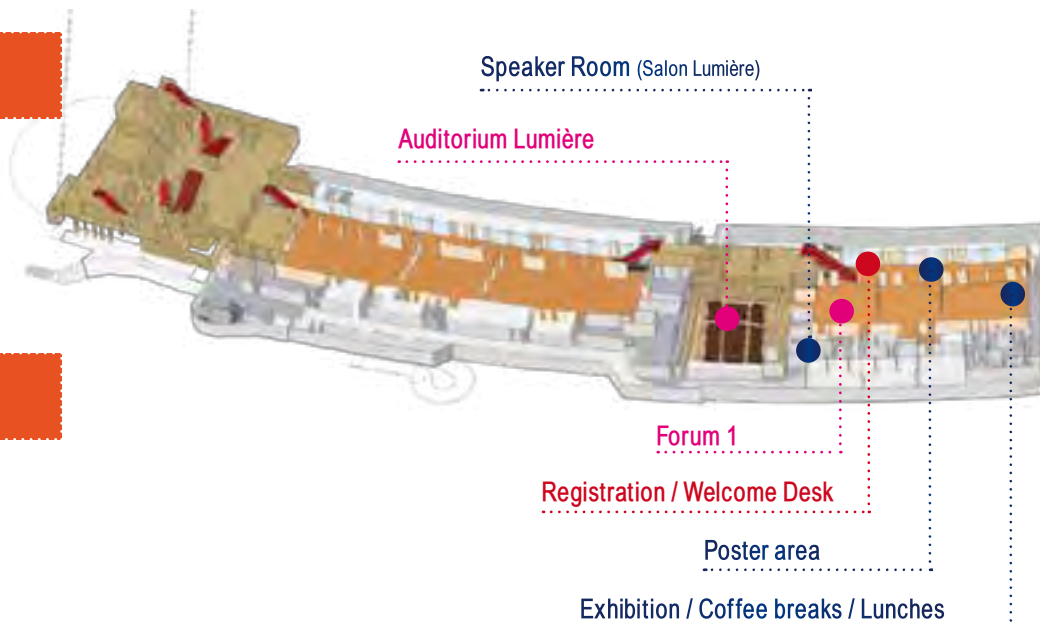
LEVEL +1 Rhône Pasteur



LEVEL 0 Terreaux



LEVEL -0,5 Lumière



LEVEL -1 Forum

What's new at EPNS 2017 ?

• EPNS 2017 CONFERENCE MOBILE APP •

EPNS 2017 has its own Mobile App!

The App is available now for download on Apple App Store and Google Play (search with the keyword «EPNS 2017») to be used on your mobile phone but also on larger devices like an iPad or a computer.

The conference is at your fingertips: discover the program, locate your session room, read the abstracts, learn more about our speakers, network with your fellow attendees and so much more! Don't wait and download the App today!

• EPNS 2017 POSTER PRESENTATIONS •

(Poster area – Level -1)

During the 12th EPNS conference you will be able to enjoy two types of poster presentations:

- Printed posters where the poster presenter will be able to interact with attendees during coffee breaks and lunch break on the day of the poster presentation (see page 27).
- E-poster stands: all posters are available at all times on our 5 e-poster stands. Our user-friendly e-poster interactive system will guide you through the process.

• EUROPEAN JOURNAL OF PAEDIATRIC NEUROLOGY •

The European Journal of Paediatric Neurology is a multi-disciplinary journal publishing exciting clinical and experimental research in this rapidly expanding field.

The journal publishes all abstracts of the 12th EPNS Congress online. You can access the journal by visiting <http://www.ejpn-journal.com/>

General Information



© Centre des Congrès de Lyon

LOCATION VENUE

Cite Internationale
50, quai Charles de Gaulle
69463 LYON

PERSONS WITH DISABILITIES

The conference venue is fully accessible.

WEBSITE FOR FURTHER INFORMATION

www.epns2017.com

CLOAKROOM AND REGISTRATION DESK OPENING HOURS

(Level 0 & -1)

Tuesday, June 20: from 16:00

Wednesday, June 21: 7:00 to 16:30

Thursday, June 22: 7:00 to 16:30

Friday, June 23: 7:00 to 16:30

Saturday, June 24: 8:00 to 14:00



The cloakroom will be managed by volunteers of the UNICEF (United Nations International Children's Emergency Fund is an organization that provides humanitarian and developmental assistance to children

and mothers in developing countries).

Participants are encouraged to donate to UNICEF when depositing their belongings at the cloakroom. An additional donation will be made by the congress.

SPEAKER READY ROOM OPENING HOURS

(Level 0,5)

Tuesday, June 20: from 17:00

Wednesday, June 21: 7:00 to 16:30

Thursday, June 22: 7:00 to 16:30

Friday, June 23: 7:00 to 16:30

Saturday, June 24: 8:00 to 14:00

In order to keep the schedule, please ensure that you keep to your allotted time frame. A countdown clock will indicate your presentation time progress.

OFFICIAL LANGUAGE: ENGLISH

OVERFLOW



For all plenary sessions, if Auditorium Lumière cannot accommodate all participants, a live feed is planned in Forum 1.

LIABILITY/INSURANCE

The Organizing Committee and ANT Congrès (The Professional Congress Organizer) do not accept liability for personal medical expenses, travel expenses, personal injuries sustained or for loss or damage of property belonging to participants or their accompanying persons, either during or as a result of the EPNS congress.

WIFI

Wifi access is offered by our Gold sponsors: Biocodex, Biogen, Biomarin, Sanofy-Genzyme, Shire and GW Pharmaceuticals.

Network: EPNS 2017

Password: No password required

WELCOME RECEPTION, LUNCHES AND COFFEE BREAK

The registration fees include :

- The welcome reception on Tuesday, June 20
- Lunches on June 21, 22 and 23
- All coffee breaks

They will be served in the exhibition area (Level -1).

General Information

WELCOME

Tuesday
June 20

Wednesday
June 21

Thursday
June 22

Friday
June 23

Saturday
June 24

Pre-congress
Symposium

Posters

Industry
Symposia

General
Information

MOBILE PHONES

Mobile phones should be switched off during Scientific Sessions.

POSTER BOARDS

The poster sessions will take place in the Foyer Forum (Level -1).

The size of the poster board is the following: 90 cm width and 110 cm height.

Fixing supplies will be handed out to you onsite at the (Welcome/registration counter).

PRIZES

During the Congress prizes will be awarded for the Best Oral Presentation and the Best Poster Presentation. The decision will be made by a selection panel comprising of representatives from the local organising committee and the EPNS. The two winners will be awarded with a free registration for the 13th EPNS Congress taking place 18-21 September 2019 in Athens, Greece <http://www.epns.jmre.es/congress-2019/>. The award ceremony takes place on Saturday 24 June during the Closing session.

PROGRAMME CHANGES

Organisers are not responsible for any changes in the programme due to external or unforeseen circumstances.

CERTIFICATE OF ATTENDANCE

A certificate of attendance will be given to all registered participants.

BADGE

Your badge will be provided along with the registration materials, at the registration desk. Participants, accompanying persons and exhibitors are requested to wear the congress badge at all times. Badges are also necessary during the social programme. Cost of replacing a lost or misplaced badge is 20 euros.

SOCIAL PROGRAMME

- Tuesday, June 20 -
WELCOME RECEPTION
from 20:30 to 22:30
Exhibition area (Level -1)
- Thursday, June 22 -
You must be pre-registered to attend this event.
VISIT OF THE MUSEUM
from 18:45 to 20:00
- NETWORKING DINNER**
from 20:00 to 00:30
- MUSÉE DES BEAUX-ARTS**
20, Place des Terreaux
69001 Lyon
Meeting directly on site

CONGRESS SECRETARIAT

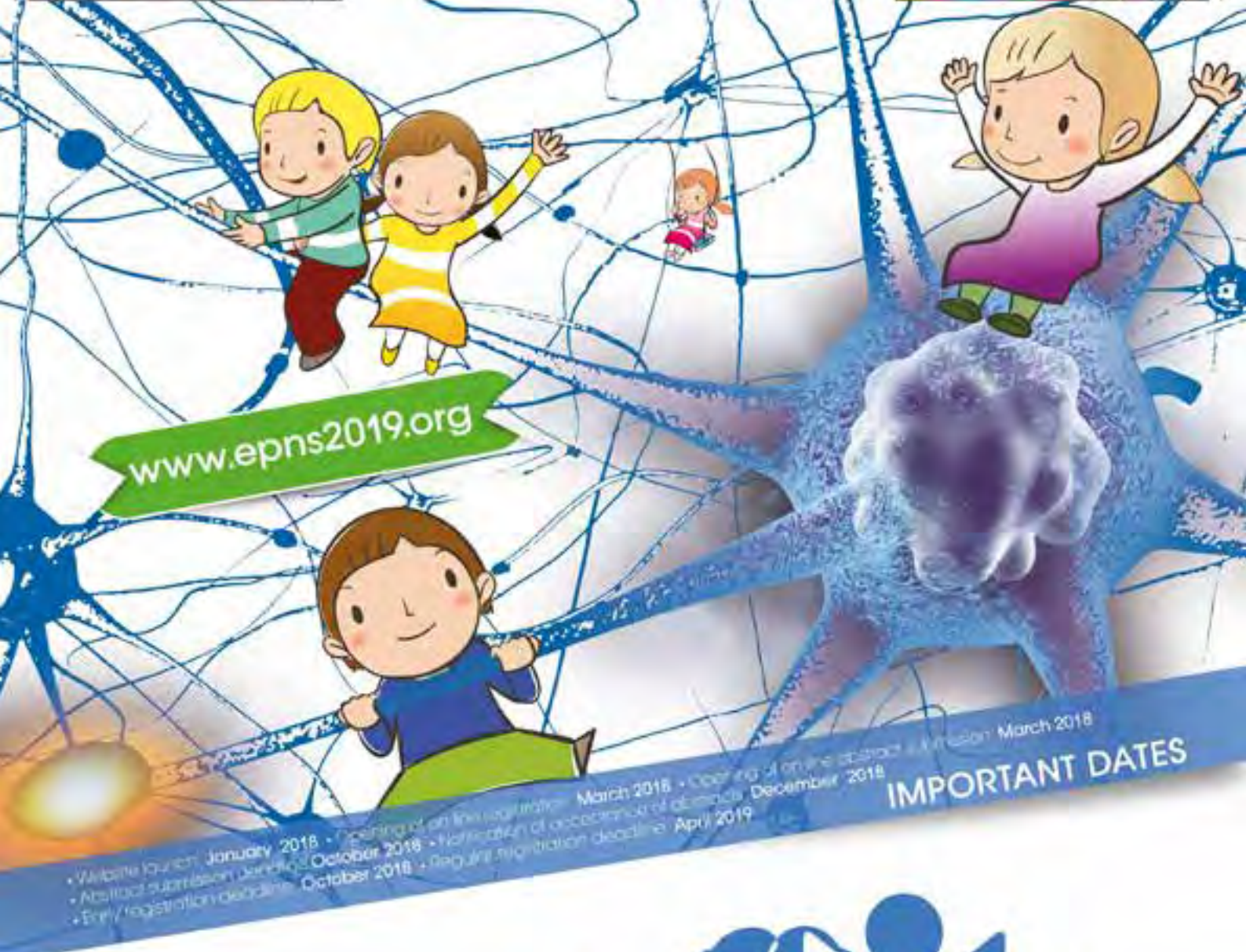
Experience and proximity
at the core of our management

ant
Congrès
& Symposia

INTERNATIONAL MEDICAL
EVENT MANAGEMENT
ORGANISATEUR
PROFESSIONNEL
DE CONGRÈS MÉDICAUX

Montpellier | Phone : +33 4 67 10 92 23
France | contact@ant-congres.com

www.ant-congres.com



Organized by



EPNS



EPNS 2019

Paediatric Neurology and Rare Diseases:
Genetics & Environment, Progression & Transition

13th European Conference Paediatric Neurology

September 18-21, 2019
MAICC - Megaron Athens
International Conference Centre
ATHENS, Greece



Congress Secretariat

29 Postra Warrali St., 15233 Chalandri, Athens, Greece T: +30 210 6933600 F: +30 210 5847700 E: congress@pci-corvin.gr W: www.pci-corvin.gr